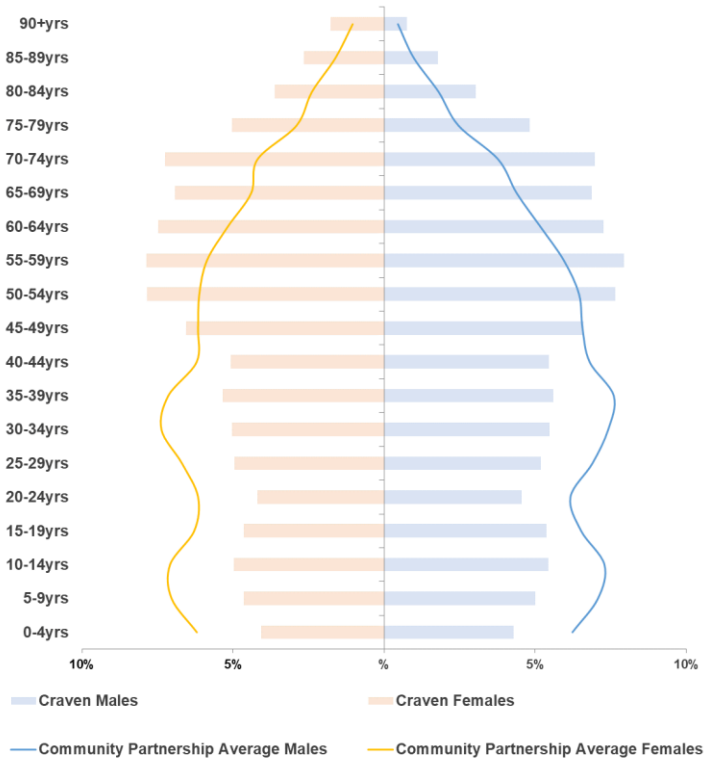
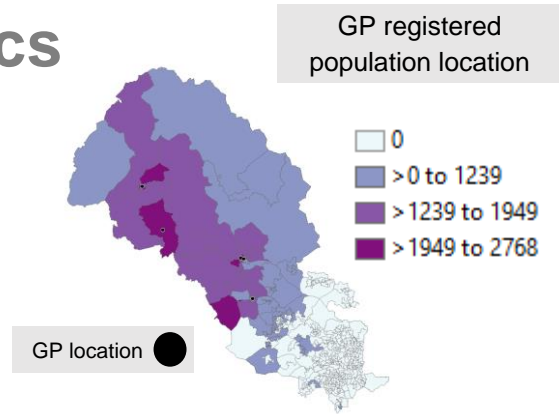


## Craven Community Partnership

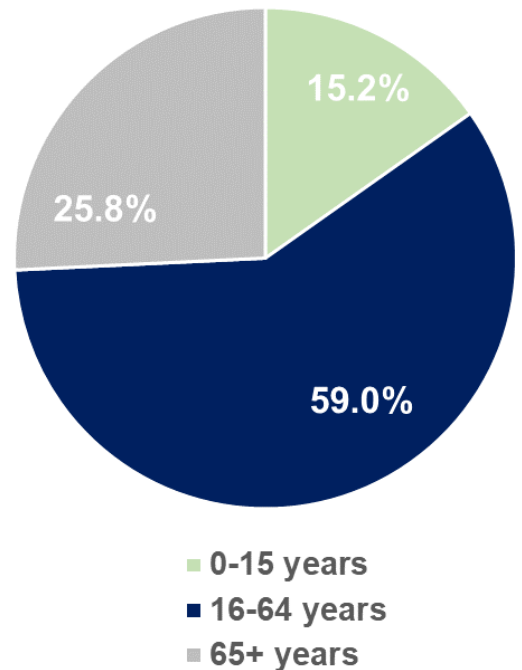
Date Produced: April 2021

## Population & Demographics

48,485 people are registered with GP practices in Craven Community Partnership which forms part of the AWC Locality. The population of Craven Community Partnership is spread across a large number of wards, with about a quarter of the population residing in the wards of Skipton West, Skipton South and Skipton North.



Reproduced by permission of Ordnance Survey on behalf of HMSO © Crown copyright and database right 2021





### Summary

The population of Craven Community Partnership is older than other areas of Bradford District and Craven CCG. The health and wellbeing of Craven Community Partnership is generally better than the CCG average. Both female and male life expectancy are above the CCG average and premature rates of mortality from CVD, respiratory disease and cancer are below the CCG average. The infant mortality rate is below the CCG average and there is a lower percentage of children in year 6 who are overweight or obese compared to the CCG average.

# Life Expectancy

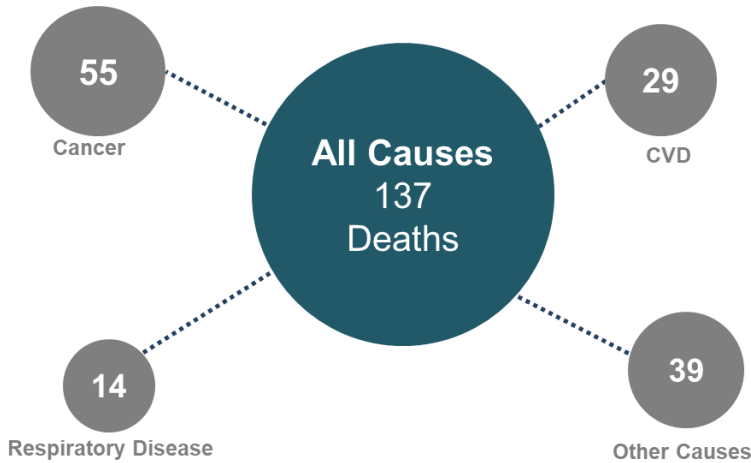
Three Year Averages  
2017-19



● Significantly better    
 ● Not significantly different    
 ● Significantly worse

# Premature Mortality

Deaths in persons age 0-74 years  
Three Year Averages  
2017-19



Death Rate: per 100,000 population

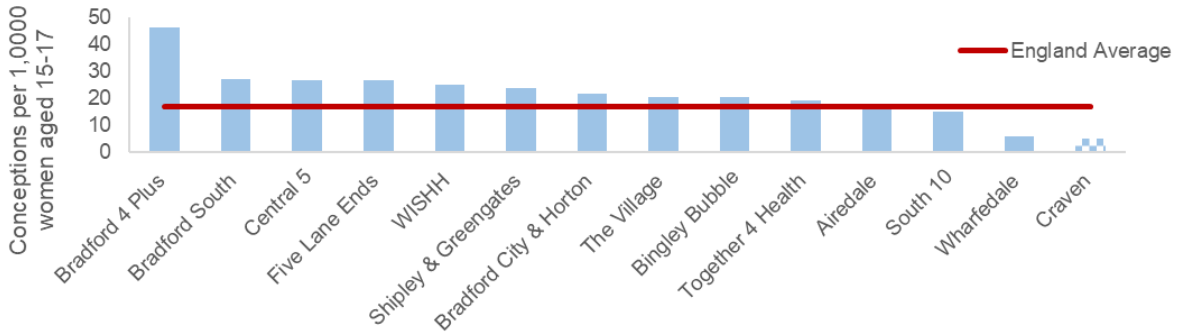
Cause of Death	Community Partnership Average	Craven	
	Cancer	140.5	102.7
Cardiovascular Disease	99.0	52.9	<span style="color: green;">●</span>
Respiratory Disease	47.0	26.3	<span style="color: green;">●</span>
All Causes	386.7	262.1	<span style="color: green;">●</span>

● Significantly better    
 ● Not significantly different    
 ● Significantly worse

# Child Health

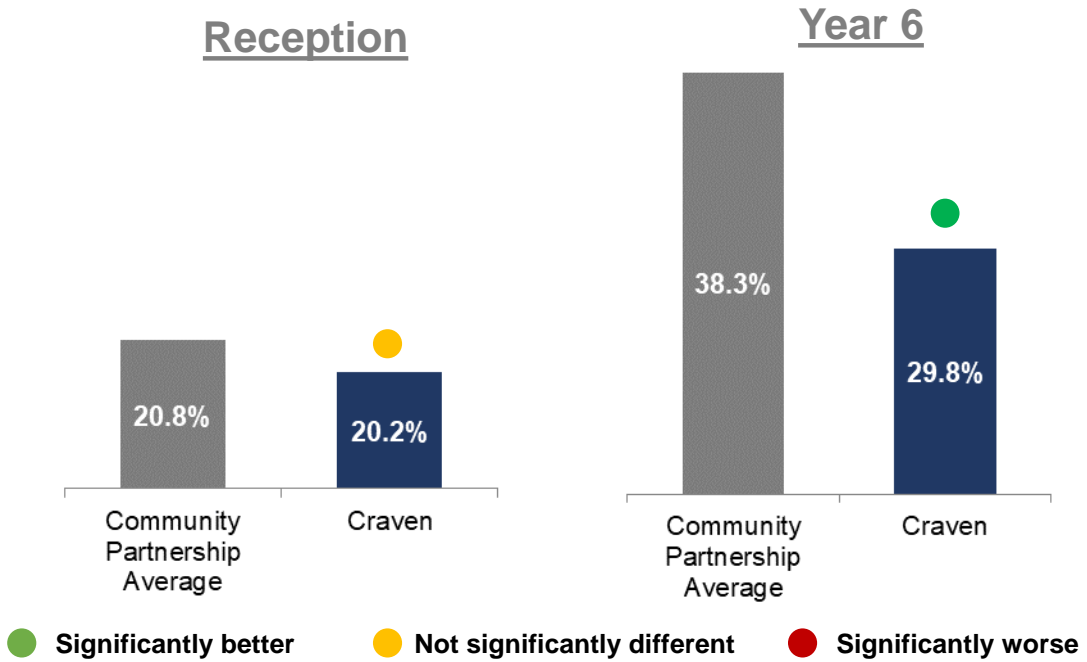
## Teenage Pregnancy

Number of conceptions per 1,000 females aged 15-17  
2016-18



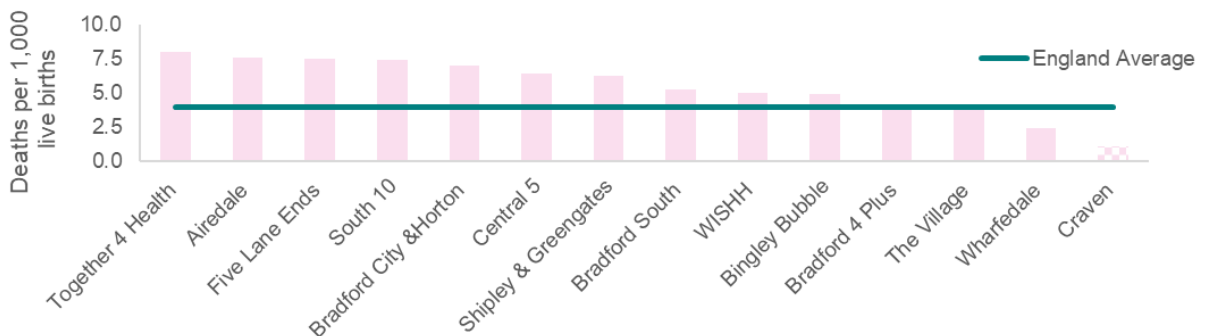
## Child Excess Weight

Proportion of children classified as overweight or obese  
2017/18 to 2019/20



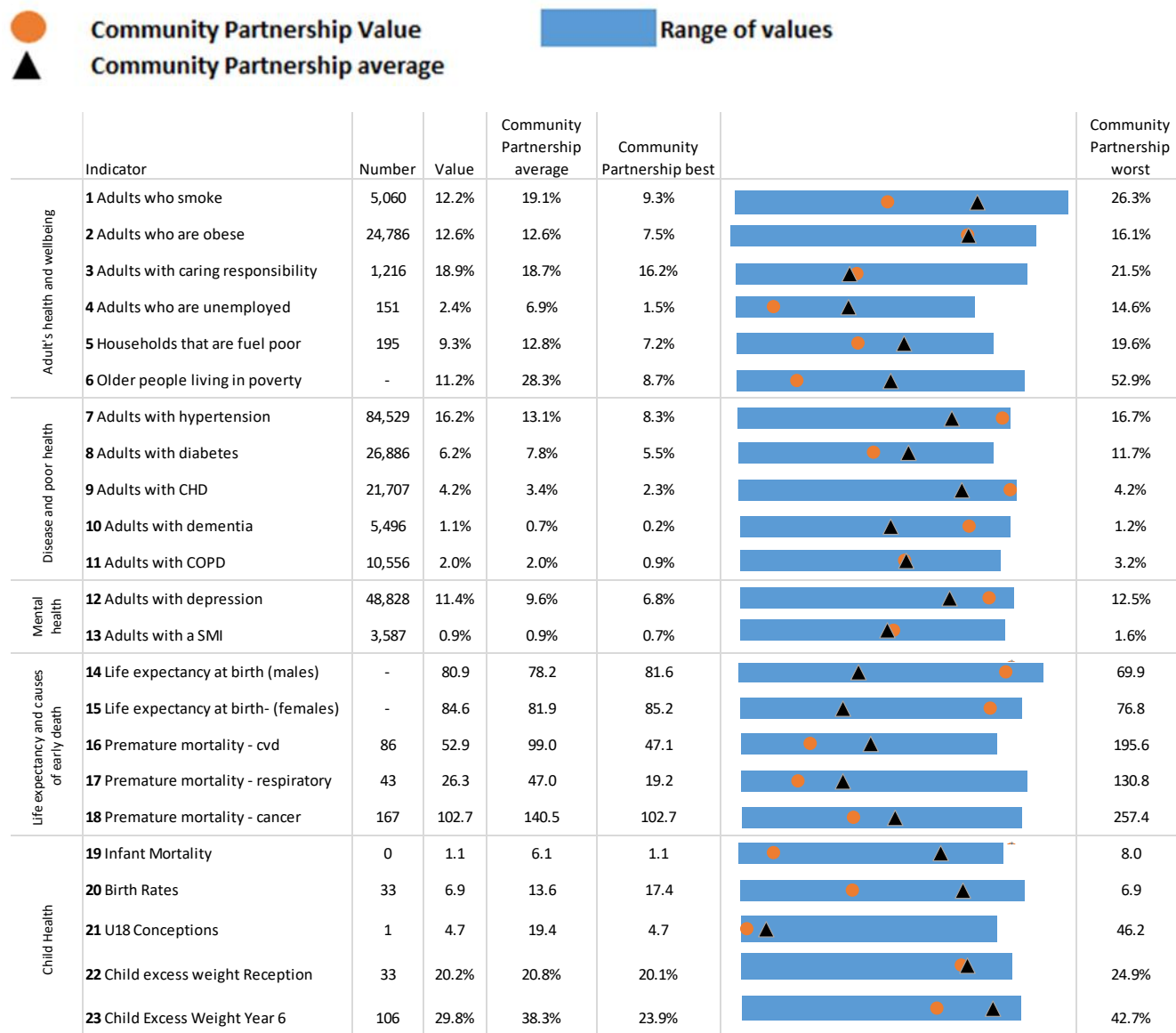
## Infant Mortality

Number of infant deaths under 1 year of age per 1,000 live births  
2017-19



# Summary

The chart below shows how people's health and wellbeing within this area compares with the other Bradford District and Craven Community Partnerships. The local value is shown as a circle against the range of results for each Community Partnership shown as a blue bar. The black triangle shows the average for all the Bradford District and Craven Community Partnerships.



## Indicator definitions

- 1 Estimated % of adults (aged 15+) who smoke, 19/20
- 2 % of adults (aged 18+) who are recorded as obese, 19/20
- 3 % of adults with caring responsibility, 2020
- 4 % of adults with a working status of unemployed, 2020
- 5 % of households that are classified as fuel poor, 2018
- 6 % of older people over 60 experiencing poverty, 2019
- 7 % of adults with hypertension, 19/20
- 8 % of adults with diabetes, 19/20
- 9 % of adults with coronary heart disease, 19/20
- 10 % of adults with dementia, 19/20
- 11 % of adults with COPD, 19/20
- 12 % of adults with depression, 19/20
- 13 % of adults with a severe mental illness, 19/20
- 14 Life expectancy at birth in years (males), 2017-19

- 15 Life expectancy at birth in years (females), 2017-19
- 16 Under 75 mortality rate (dsr) per 100,000 population due to cardiovascular disease, 2017-19
- 17 Under 75 mortality rate (dsr) per 100,000 population due to respiratory disease, 2017-19
- 18 Under 75 mortality rate (dsr) per 100,000 population due to cancer, 2017-19
- 19 Infant mortality deaths per 1,000 live births, 2017-19
- 20 Birth rates – births per 1,000 population, 2019
- 21 U18 conceptions – conceptions per 1,000 women aged 15-17, 2016-18
- 22 % children classed as overweight or obese in reception, 2017/18 to 2019/20
- 23 % children classed as overweight or obese in year 6, 2017/18 to 2019/20