

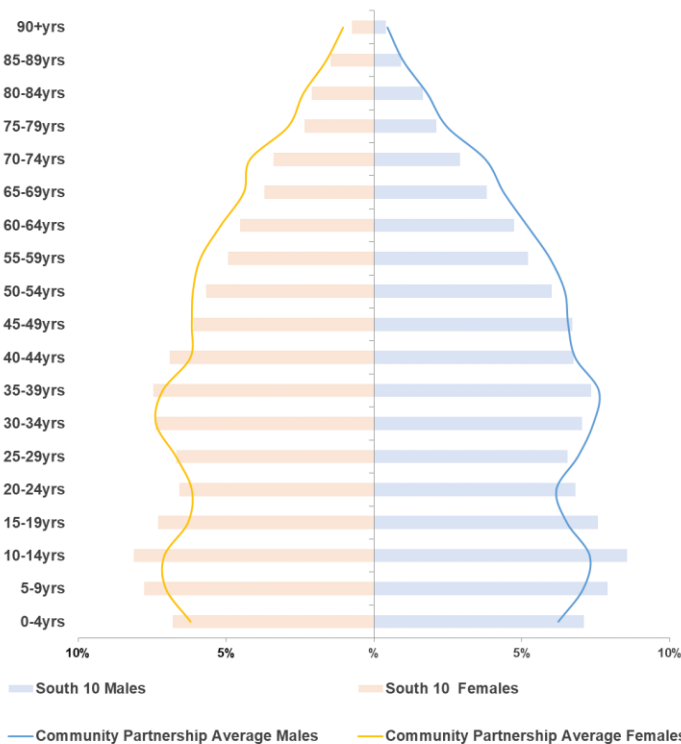
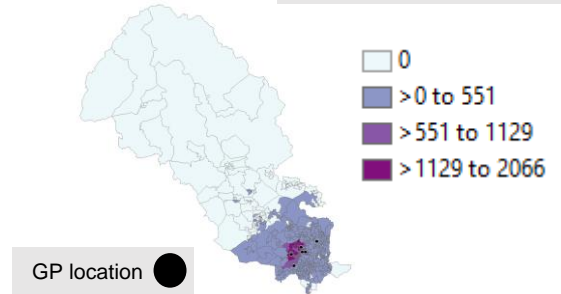
## South 10 Community Partnership

Date Produced: April 2021

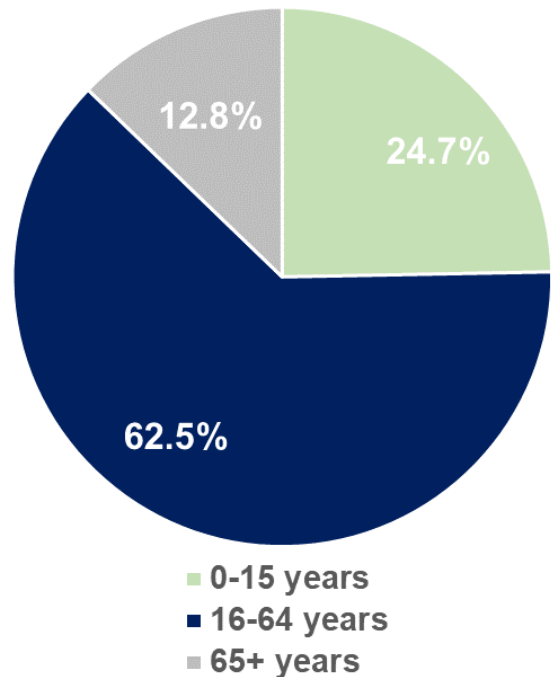
## Population & Demographics

50,759 people are registered with GP practices in South 10 Community Partnership which forms part of the South Locality. 75% of the population reside in Thornton & Allerton, Clayton & Fairweather Green, Heaton and Toller wards which are part of the Bradford West area committee.

GP registered  
population location



Reproduced by permission of Ordnance Survey on behalf of HMSO © Crown copyright and database right 2021



### Summary

The population of South 10 Community Partnership is younger than other parts of Bradford District and Craven. The health and wellbeing of the population of South 10 Community Partnership is better than some areas but worse than others. Male and female life expectancy is below the Bradford District and Craven average and there are high rates of premature mortality from respiratory disease, cancer and CVD. More than average houses are fuel poor and more older adults are living in poverty. There are also high levels of infant mortality and teenage pregnancy.

# Life Expectancy

Three Year Averages  
2017-19



Community Partnership Average 78.2

South 10 74.9 ●



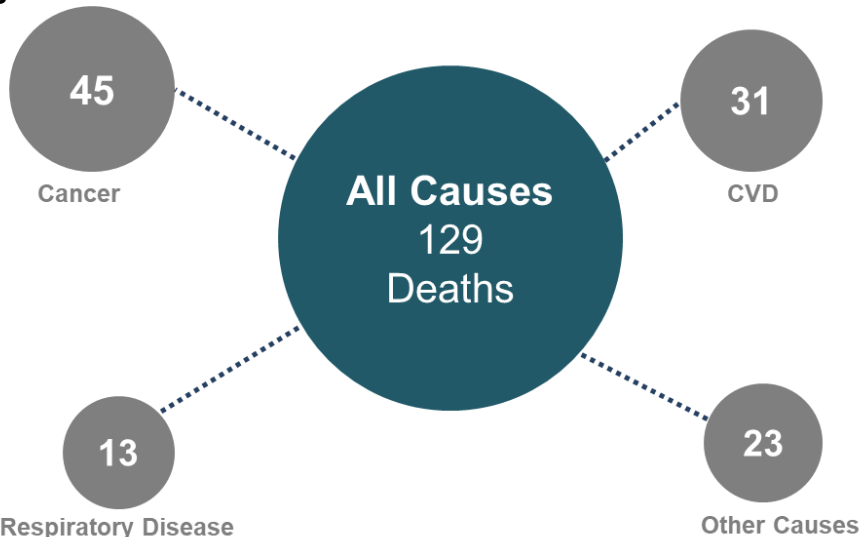
Community Partnership Average 81.9

South 10 78.5 ●

● Significantly better   ● Not significantly different   ● Significantly worse

# Premature Mortality

Deaths in persons age 0-74 years  
Three Year Averages  
2017-19



Death Rate: per 100,000 population

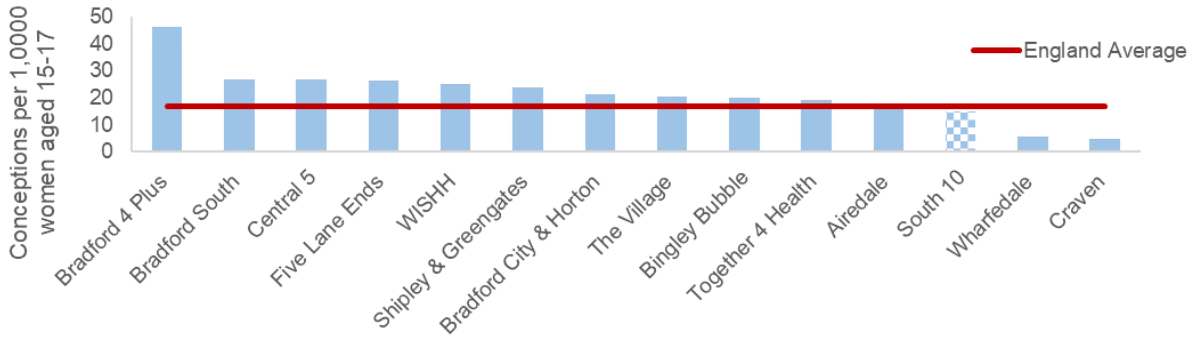
Cause of Death	Community Partnership Average	South 10 Community Partnership	
	Cancer	140.5	184.0
Cardiovascular Disease	99.0	126.4	●
Respiratory Disease	47.0	56.5	●
All Causes	386.7	502.2	●

● Significantly better   ● Not significantly different   ● Significantly worse

# Child Health

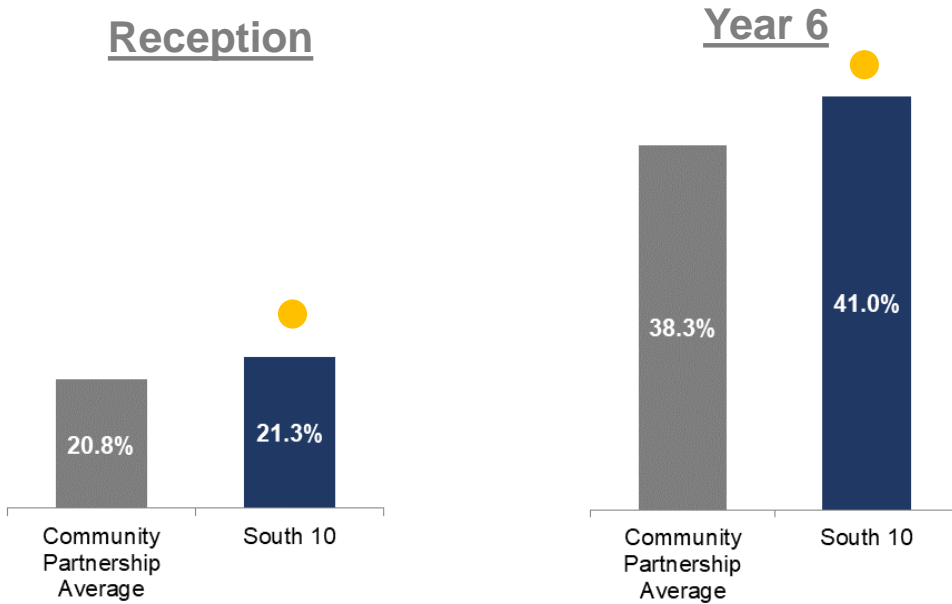
## Teenage Pregnancy

Number of conceptions per 1,000 females aged 15-17  
2016-18



## Child Excess Weight

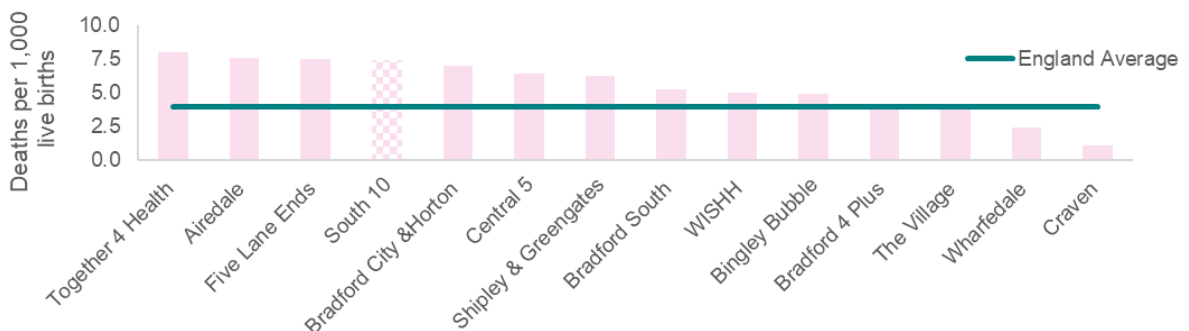
Proportion of children classified as overweight or obese  
2017/18 to 2019/20



● Significantly better    
 ● Not significantly different    
 ● Significantly worse

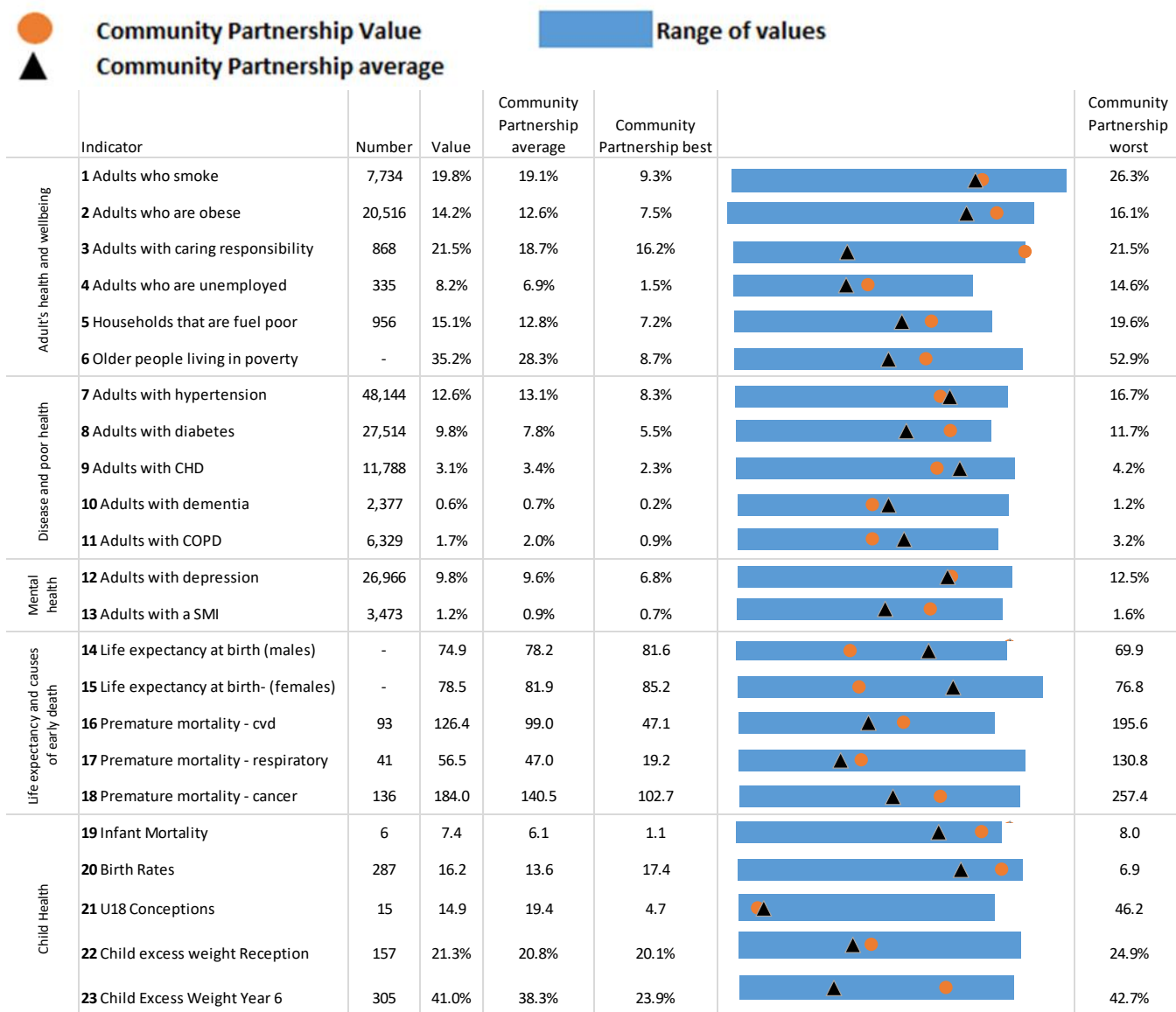
## Infant Mortality

Number of infant deaths under 1 year of age per 1,000 live births  
2017-19



# Summary

The chart below shows how people's health and wellbeing within this area compares with the other Bradford District and Craven Community Partnerships. The local value is shown as a circle against the range of results for each Community Partnership shown as a blue bar. The black triangle shows the average for all the Bradford District and Craven Community Partnerships.



## Indicator definitions

- 1 Estimated % of adults (aged 15+) who smoke, 19/20
- 2 % of adults (aged 18+) who are recorded as obese, 19/20
- 3 % of adults with caring responsibility, 2020
- 4 % of adults with a working status of unemployed, 2020
- 5 % of households that are classified as fuel poor, 2018
- 6 % of older people over 60 experiencing poverty, 2019
- 7 % of adults with hypertension, 19/20
- 8 % of adults with diabetes, 19/20
- 9 % of adults with coronary heart disease, 19/20
- 10 % of adults with dementia, 19/20
- 11 % of adults with COPD, 19/20
- 12 % of adults with depression, 19/20
- 13 % of adults with a severe mental illness, 19/20
- 14 Life expectancy at birth in years (males), 2017-19

- 15 Life expectancy at birth in years (females), 2017-19
- 16 Under 75 mortality rate (dsr) per 100,000 population due to cardiovascular disease, 2017-19
- 17 Under 75 mortality rate (dsr) per 100,000 population due to respiratory disease, 2017-19
- 18 Under 75 mortality rate (dsr) per 100,000 population due to cancer, 2017-19
- 19 Infant mortality deaths per 1,000 live births, 2017-19
- 20 Birth rates – births per 1,000 population, 2019
- 21 U18 conceptions – conceptions per 1,000 women aged 15-17, 2016-18
- 22 % children classed as overweight or obese in reception, 2017/18 to 2019/20
- 23 % children classed as overweight or obese in year 6, 2017/18 to 2019/20