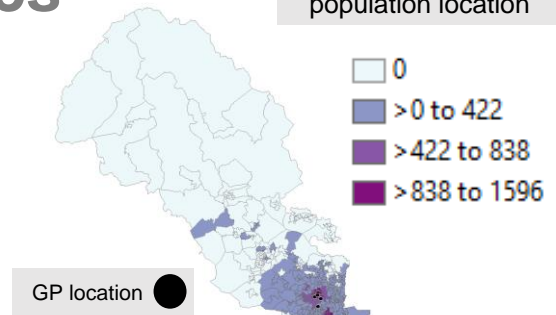


Date Produced: April 2021

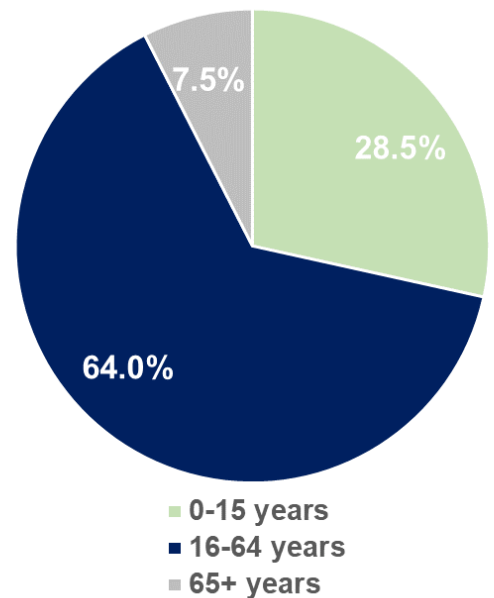
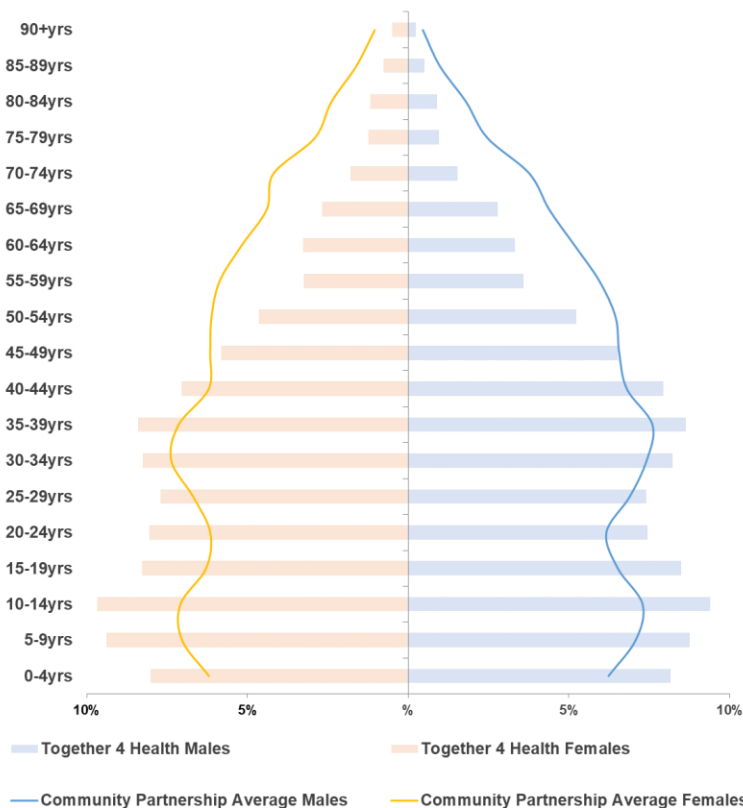
Population & Demographics

45,220 people are registered with GP practices in Together 4 Health Community Partnership which forms part of the Central Locality. 67% of the population reside in Manningham, Toller, Little Horton and City wards which form part of the Bradford West and Bradford East area committees.

GP registered population location



Reproduced by permission of Ordnance Survey on behalf of HMSO © Crown copyright and database right 2021

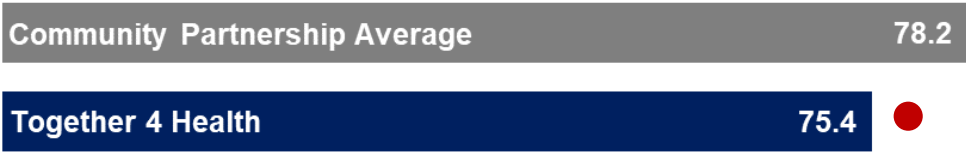


Summary

The population of Together 4 Health Community Partnership is younger than other areas of Bradford District and Craven. The health and wellbeing of the population of Together 4 Health is generally worse than other areas of Bradford District and Craven. Male and female life expectancy are below the average and there are high levels of premature mortality due to CVD, respiratory disease and cancer. There are high rates of infant mortality and child excess weight in both reception and year 6.

Life Expectancy

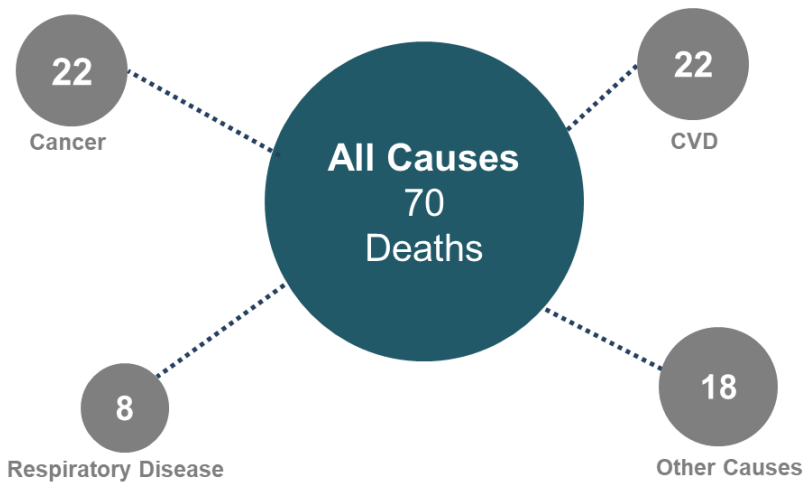
Three Year Averages
2017-19



● Significantly better ● Not significantly different ● Significantly worse

Premature Mortality

Deaths in persons age 0-74 years
Three Year Averages
2017-19



Death Rate: per 100,000 population

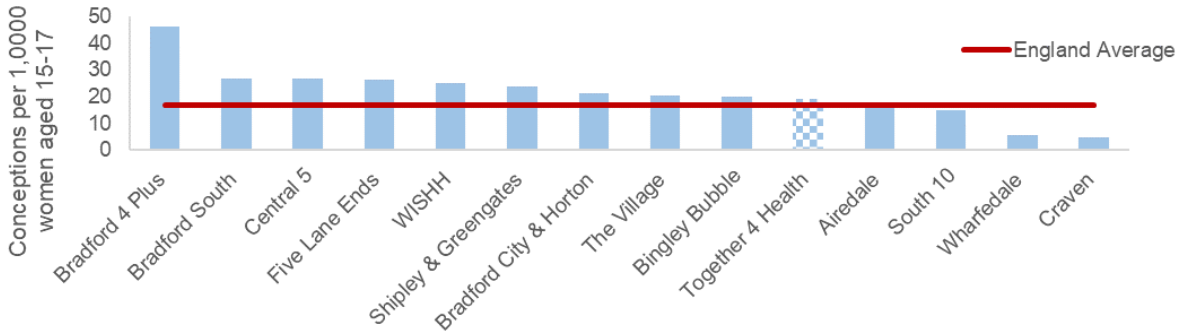
Cause of Death	Community		
	Partnership Average	Together 4 Health	
Cancer	140.5	184.8	●
Cardiovascular Disease	99.0	195.6	●
Respiratory Disease	47.0	68.0	●
All Causes	386.7	584.6	●

● Significantly better ● Not significantly different ● Significantly worse

Child Health

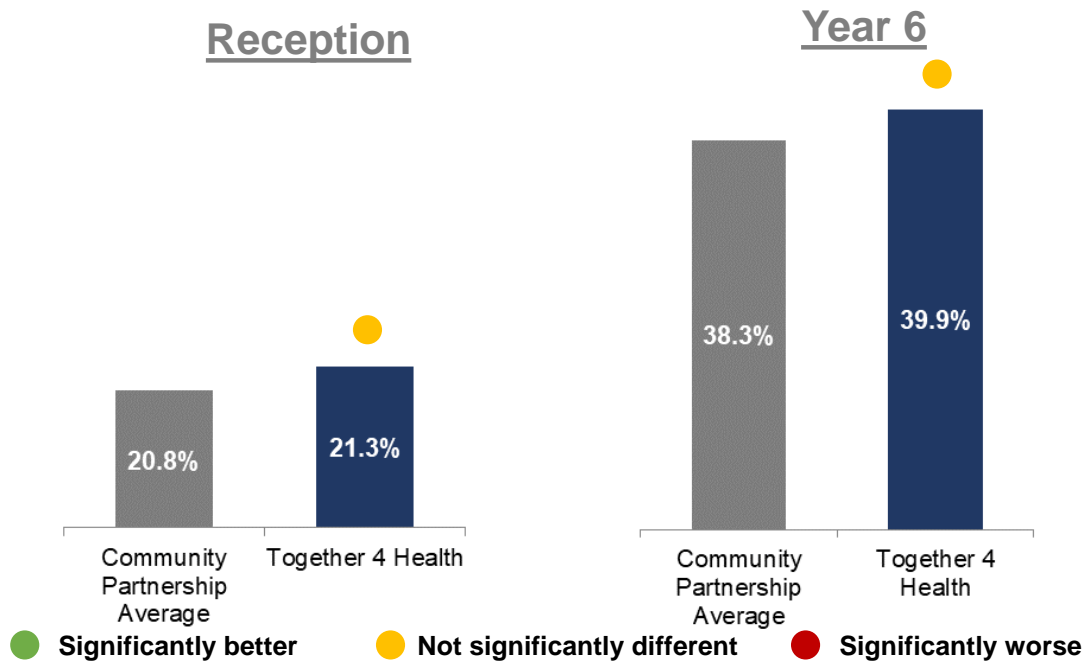
Teenage Pregnancy

Number of conceptions per 1,000 females aged 15-17
2016-18



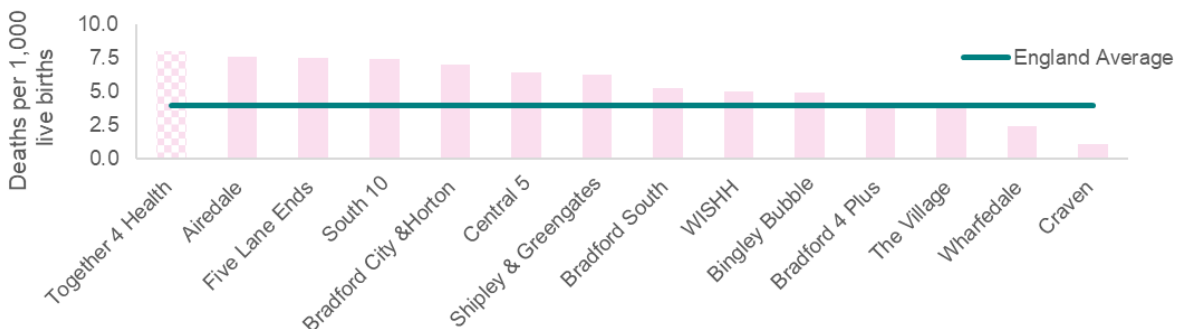
Child Excess Weight

Proportion of children classified as overweight or obese
2017/18 to 2019/20



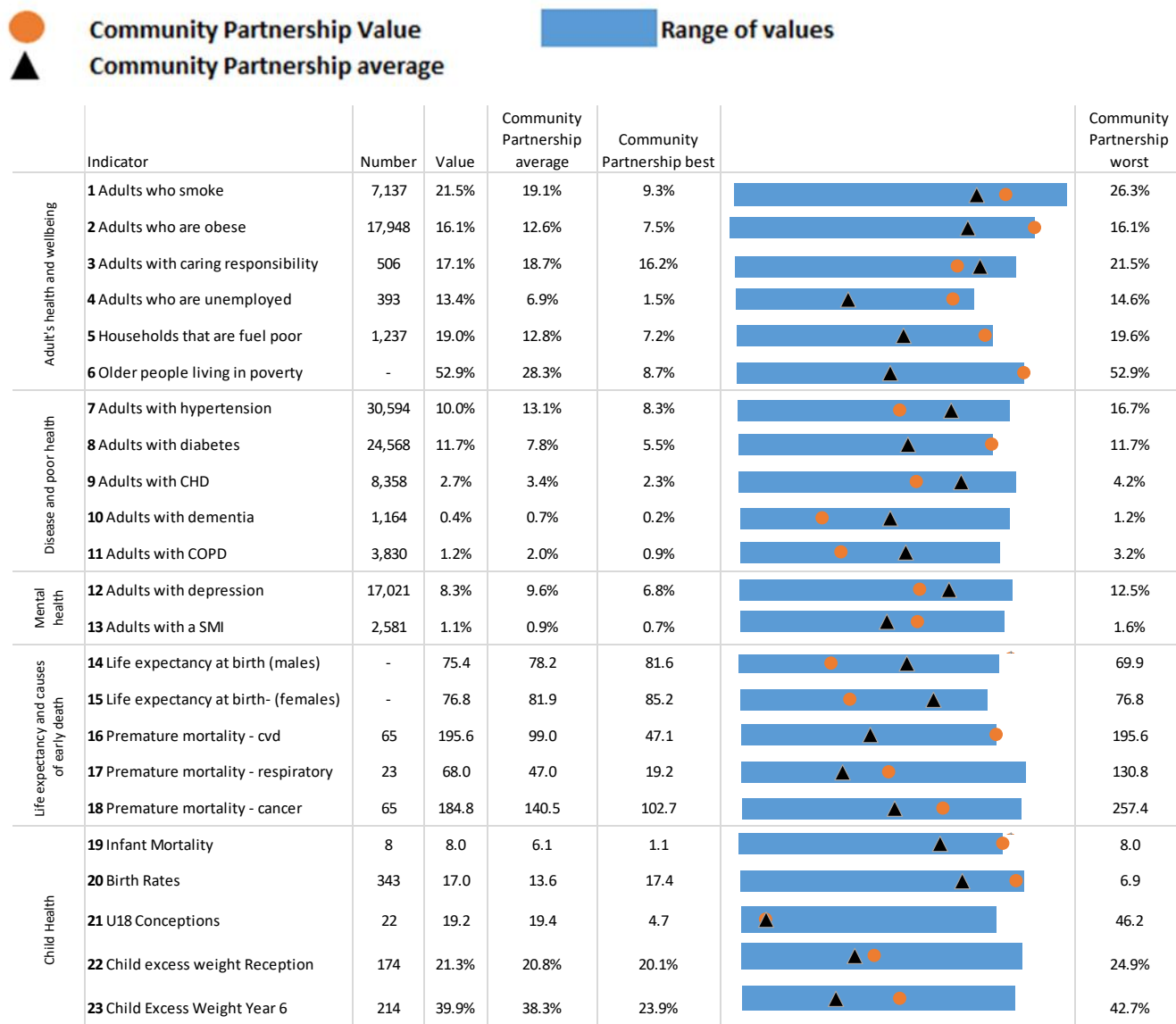
Infant Mortality

Number of infant deaths under 1 year of age per 1,000 live births
2017-19



Summary

The chart below shows how people's health and wellbeing within this area compares with the other Bradford District and Craven Community Partnerships. The local value is shown as a circle against the range of results for each Community Partnership shown as a blue bar. The black triangle shows the average for all the Bradford District and Craven Community Partnerships.



Indicator definitions

- 1 Estimated % of adults (aged 15+) who smoke, 19/20
- 2 % of adults (aged 18+) who are recorded as obese, 19/20
- 3 % of adults with caring responsibility, 2020
- 4 % of adults with a working status of unemployed, 2020
- 5 % of households that are classified as fuel poor, 2018
- 6 % of older people over 60 experiencing poverty, 2019
- 7 % of adults with hypertension, 19/20
- 8 % of adults with diabetes, 19/20
- 9 % of adults with coronary heart disease, 19/20
- 10 % of adults with dementia, 19/20
- 11 % of adults with COPD, 19/20
- 12 % of adults with depression, 19/20
- 13 % of adults with a severe mental illness, 19/20
- 14 Life expectancy at birth in years (males), 2017-19

- 15 Life expectancy at birth in years (females), 2017-19
- 16 Under 75 mortality rate (dsr) per 100,000 population due to cardiovascular disease, 2017-19
- 17 Under 75 mortality rate (dsr) per 100,000 population due to respiratory disease, 2017-19
- 18 Under 75 mortality rate (dsr) per 100,000 population due to cancer, 2017-19
- 19 Infant mortality deaths per 1,000 live births, 2017-19
- 20 Birth rates – births per 1,000 population, 2019
- 21 U18 conceptions – conceptions per 1,000 women aged 15-17, 2016-18
- 22 % children classed as overweight or obese in reception, 2017/18 to 2019/20
- 23 % children classed as overweight or obese in year 6, 2017/18 to 2019/20