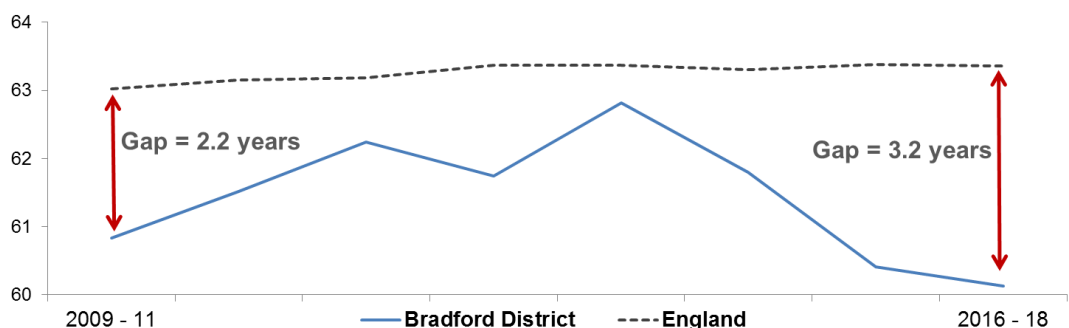


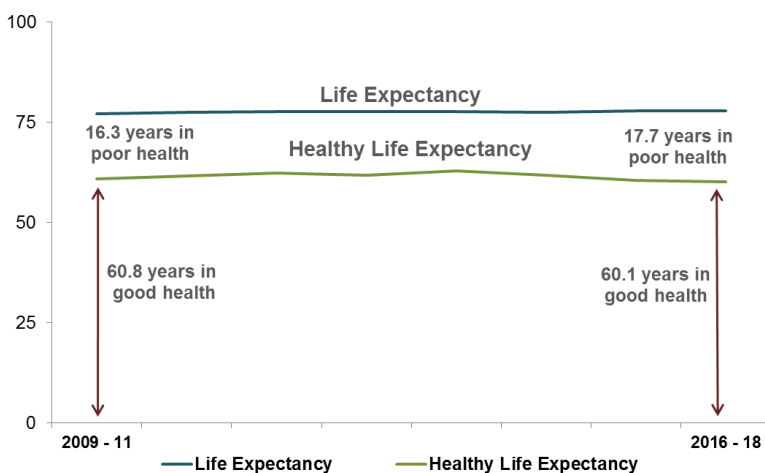
Key Points

- Healthy life expectancy for males in Bradford District has **fallen to 60.1 years**, therefore males born in 2016-18 can expect to live **17.7 years in 'poor health'**
- Healthy life expectancy for females in Bradford District has **increased** from 59 to **60 years** in 2016-18 meaning females will be expected to live **21.6 years in 'poor health'**
- Bradford District's **national rank** for **male** healthy life expectancy has **not changed** whilst the rank for **female** healthy life expectancy has **improved**

Male Healthy Life Expectancy



- The healthy life expectancy for males in Bradford District in 2016-18 has **fallen to 60.1 years** – the lowest figure on record
- The **gap** between Bradford District and England has **widened** to 3.2 years



- As healthy life expectancy has fallen and life expectancy has risen, a male born in Bradford District can now expect to live **17.7 years in 'poor health'**
- This has **increased since 2009-11** when a male could expect to live **16.3 years in 'poor health'**

Male Healthy Life Expectancy National Rank

When compared to 150 local authorities in England

2015-17

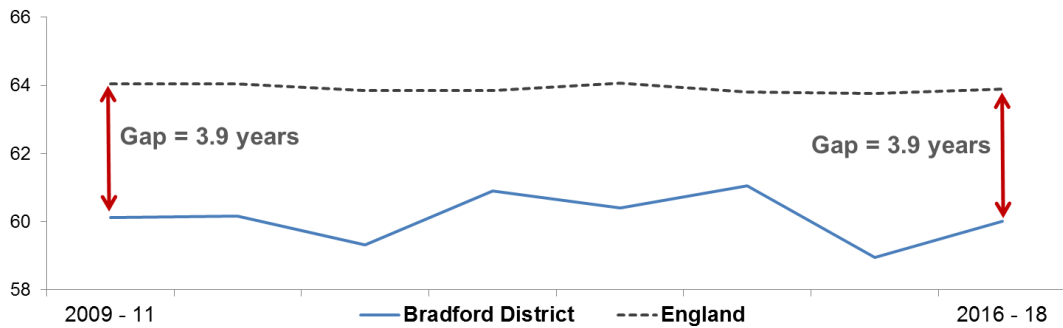
Bradford had the **111th highest** male healthy life expectancy at birth in England

Bradford District's national rank has **remained the same**

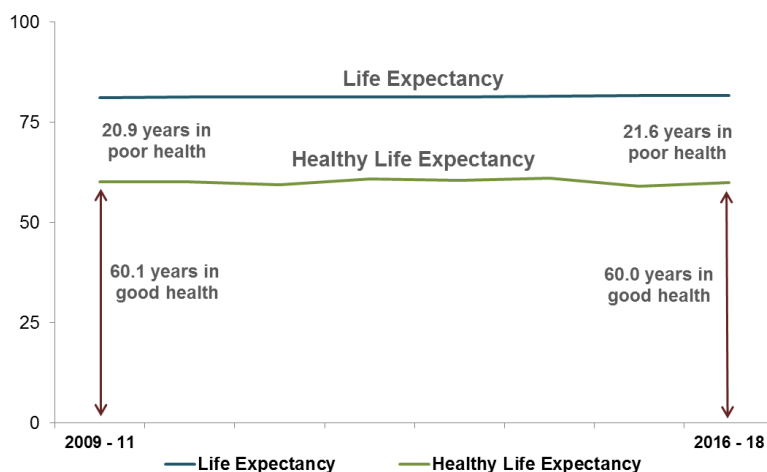
2016-18

Bradford had the **111th highest** male healthy life expectancy at birth in England

Female Healthy Life Expectancy



- The healthy life expectancy for females in Bradford District in 2016-18 has **increased** from 59.0 to **60.0 years**
- The **gap** between Bradford District and England has **narrowed** to 3.9 years



As healthy life expectancy has risen and life expectancy remained static, a female born in Bradford District can now expect to live **21.6 years in 'poor health'**

This has **increased since 2009-11** when a female could expect to live **20.9 years in 'poor health'**

Female Healthy Life Expectancy National Rank

When compared to 150 local authorities in England

2015-17

Bradford had the **127th highest** female healthy life expectancy at birth in England

Bradford District's national rank has **improved**

2016-18

Bradford had the **111th highest** female healthy life expectancy at birth in England