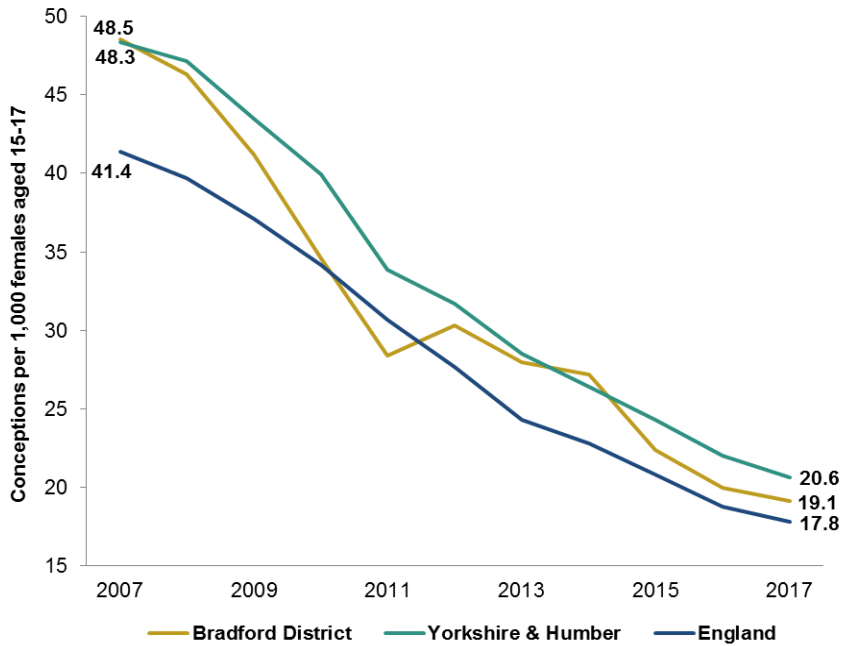


# Under 18 Conceptions

## Current Trends

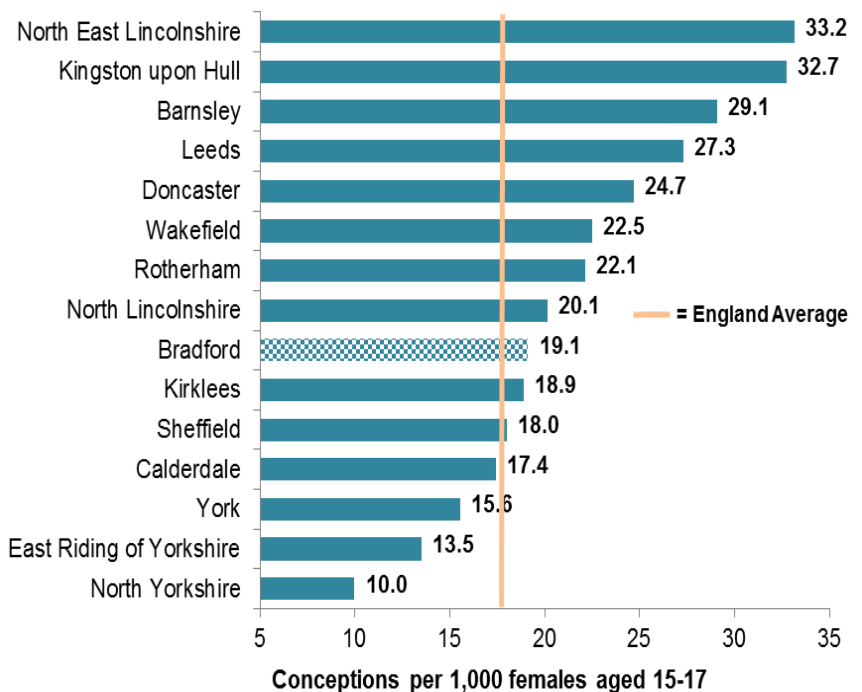
*Definition: Conceptions in women aged under 18 per 1,000 females aged 15-17*



- The under 18 conception rate in Bradford District **decreased** in 2017 to **19.1 births per 1,000 females aged 15-17**
- Since 2007 the gap between Bradford District and England has **decreased from 7.1 to 1.3** conceptions per 1,000 females aged 15-17
- Bradford District has a **lower** rate of under 18 conceptions than the average for **Yorkshire and Humber but above the national average**

## Yorkshire & Humber

- Under 18 conception rates vary within Yorkshire & Humber from **33.2 to 10.0** conceptions per 1,000 females aged 15-17
- In 2017 Bradford District had the **7<sup>th</sup> lowest** rate of under 18 conceptions in comparison to other local authorities within the **region** – a fall from **6<sup>th</sup>** in 2016
- The **highest** rate is in **North East Lincolnshire** and **lowest** rate is in **North Yorkshire**



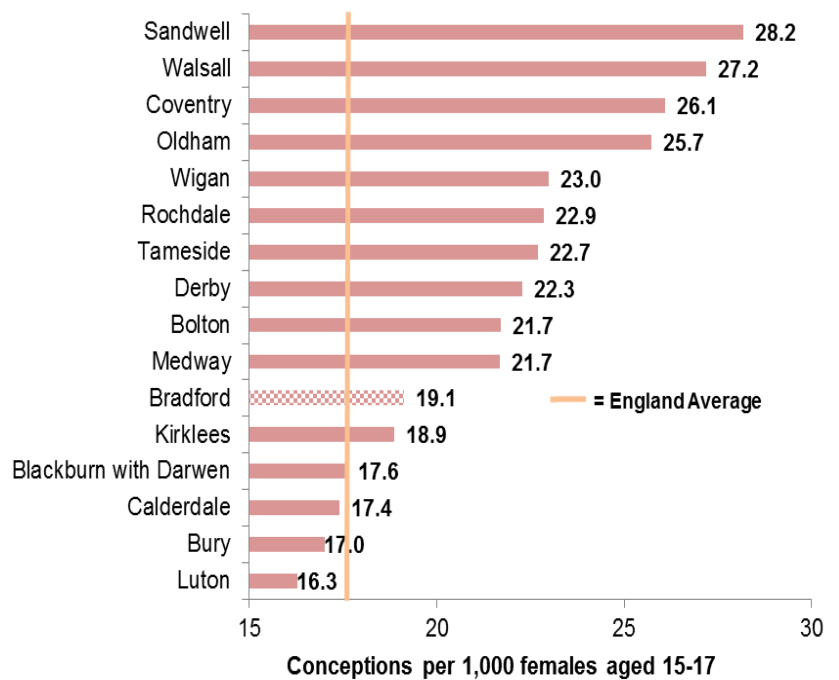
## National Rank

Year	Rank (where 1 = lowest rate)
2016	80
2017	83

- In 2017 Bradford District ranked **83<sup>rd</sup> out of 150** local authorities for under 18 conceptions
- This is a **fall** since 2016 where Bradford District ranked **80<sup>th</sup>**

## Similar Local Authorities

- The rate of under 18 conceptions in statistically similar local authorities ranges from **16.3 to 28.2** conceptions per 1,000 females aged 15-17
- Bradford District has the **6<sup>th</sup> lowest** under 18 conception rate in comparison to **similar local authorities** – a fall from 4<sup>th</sup> in 2016
- **Sandwell** has the **highest** under 18 conception rate and **Luton** has the lowest



Source of data – Public Health Outcomes Framework. Data available [here](#)