


# CARERS IN BRADFORD DISTRICT



# UNPAID CARERS IN BRADFORD DISTRICT

An unpaid carer is anyone (children or adults) who looks after a family member, partner or friend who needs help because of their illness, frailty, disability, a mental health problem or an addiction and cannot cope without their support. The care they give is unpaid.



**8.4% of  
Bradford's  
population  
provide  
unpaid  
care**



- In 2021, the Census survey asked residents (aged 5 years +) the question “Do you look after, or give any help or support to, anyone because they have long-term physical or mental health conditions or illnesses, or problems related to old age?”.
- People could either select ‘No’ if they provided no unpaid care or ‘Yes’ out of the further options which best corresponded to the number of hours of unpaid care they provided in a typical week.



# UNPAID CARERS WITHIN BRADFORD POPULATION CENSUS 2021

**Bradford District**

**8.4%**


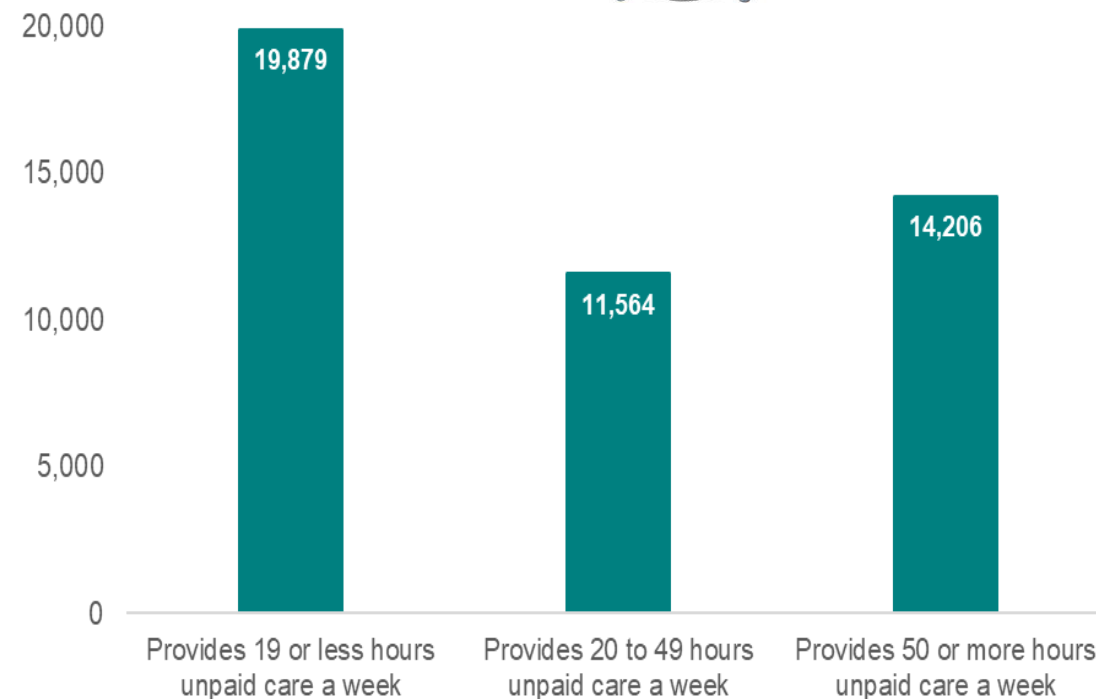
**Yorkshire & The Humber**

**9.3%**

**England**

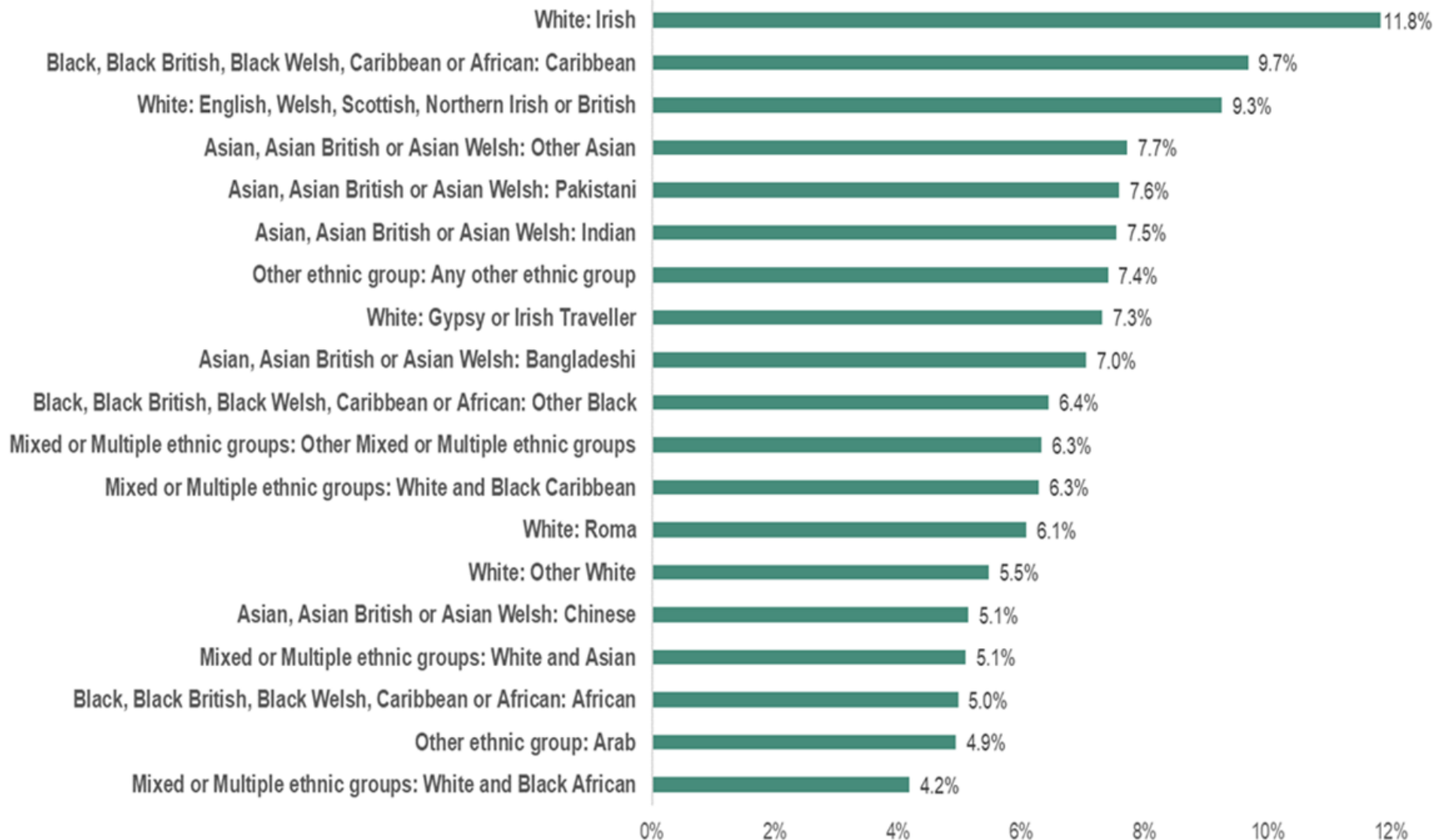
**8.9%**

- **A total of 45,649 people (8.4% of Bradford's population) provide unpaid care**
- **27,208 (60%) carers were female and 18,441(40%) male**
- **19,879 people (4% of Bradford's population), provided 19 hours or less of unpaid care a week**
- **11,564 people (2% of Bradford's population), provided 20 to 49 hours of unpaid care a week**
- **14,206 people (3% of Bradford's population), provided 50 or more hours of unpaid care a week**



# UNPAID CARERS BY ETHNICITY

## CENSUS 2021



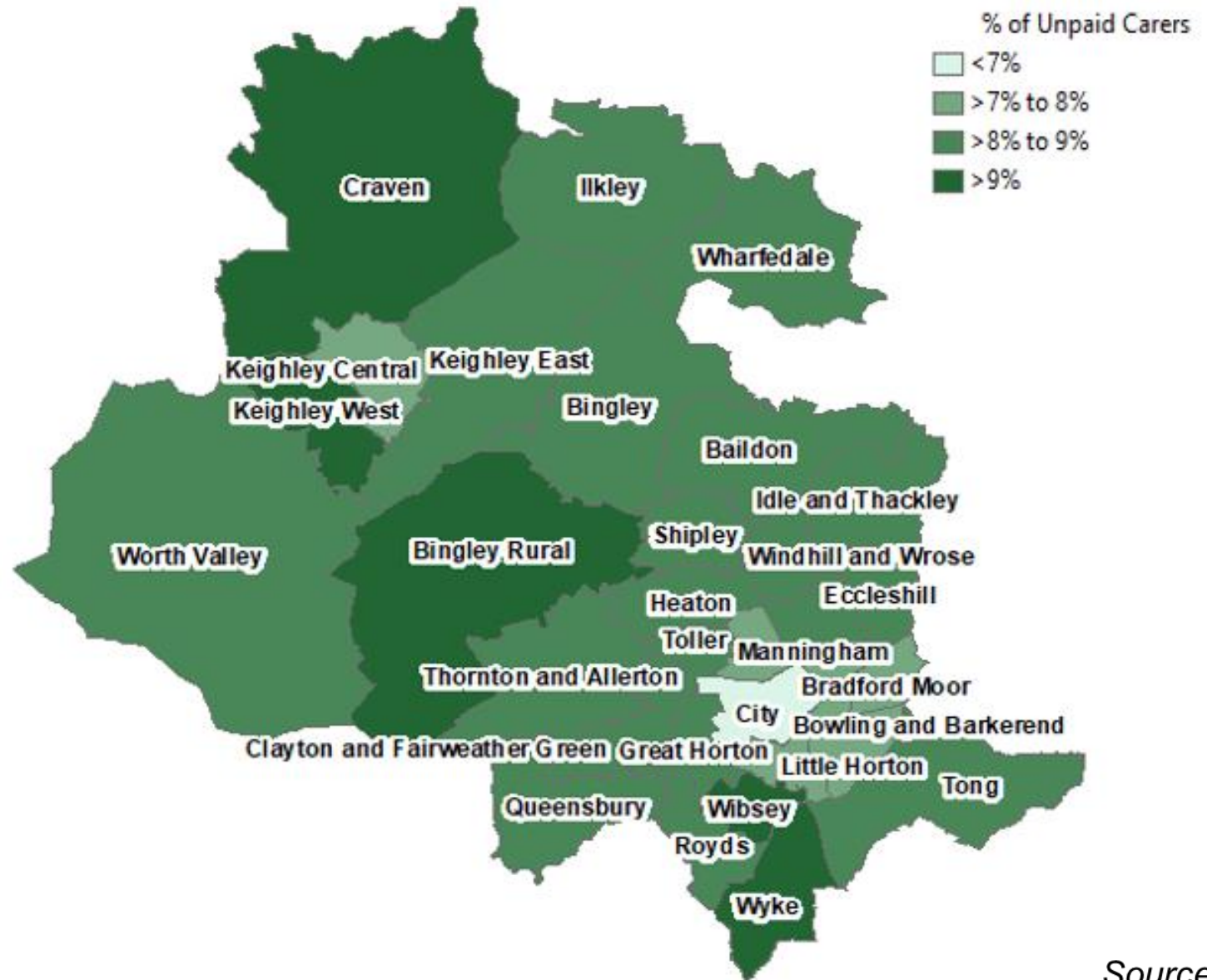
- **White: Irish ethnic group (11.8%) had the highest proportion of unpaid carers in Bradford district**

- **Mixed or Multiple ethnic groups: White and Black African (4.2%) ethnic groups had the least proportion of unpaid carers in the district**

# UNPAID CARERS BY WARD

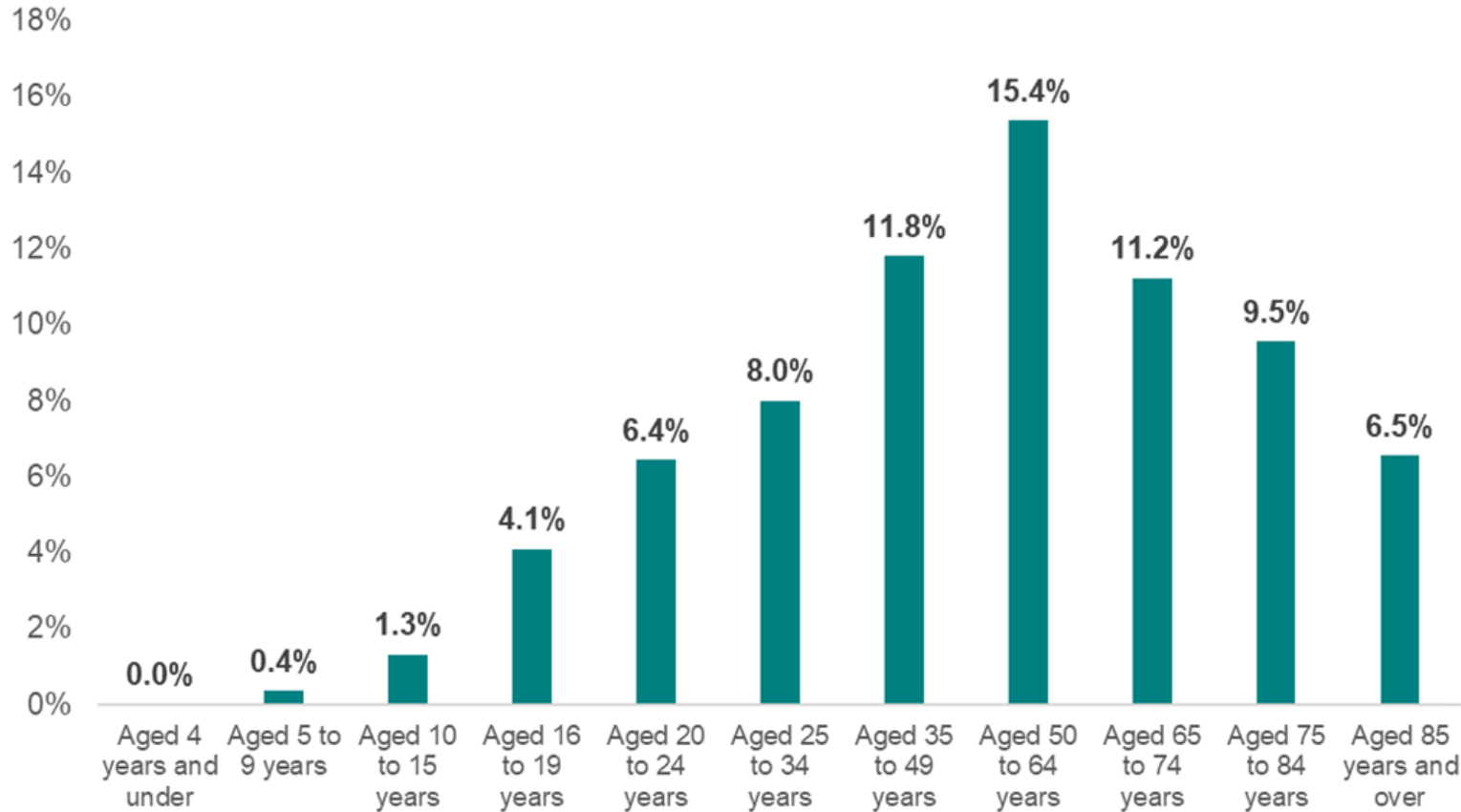
## CENSUS 2021

- **Wyke (9.5%), Keighley West (9.2%) and Bingley Rural (9.2%) had the highest proportion of unpaid carers in the district**
- **City ward (6.4%) had the lowest proportion of unpaid carers in the district.**
- **Other wards in the district had between 7% and 9% of unpaid carers**



# UNPAID CARERS BY AGE

## CENSUS 2021



**1.7% (785) of children aged 5-15 years old in Bradford District are unpaid carers**

**4.1% (1,221) of young people aged 16-19 years old in Bradford District are unpaid carers**

**27.3% (8,368) of older people aged 65+ years old in Bradford District are unpaid carers**

- **The proportion of unpaid carers in Bradford District increased as age increased but declines after age 65 years' old.**

# SOCIAL ISOLATION

PERCENTAGE OF ADULT CARERS WHO HAVE AS MUCH SOCIAL CONTACT AS THEY WOULD LIKE (18+ YRS)

**Bradford  
District**

**43.2%**

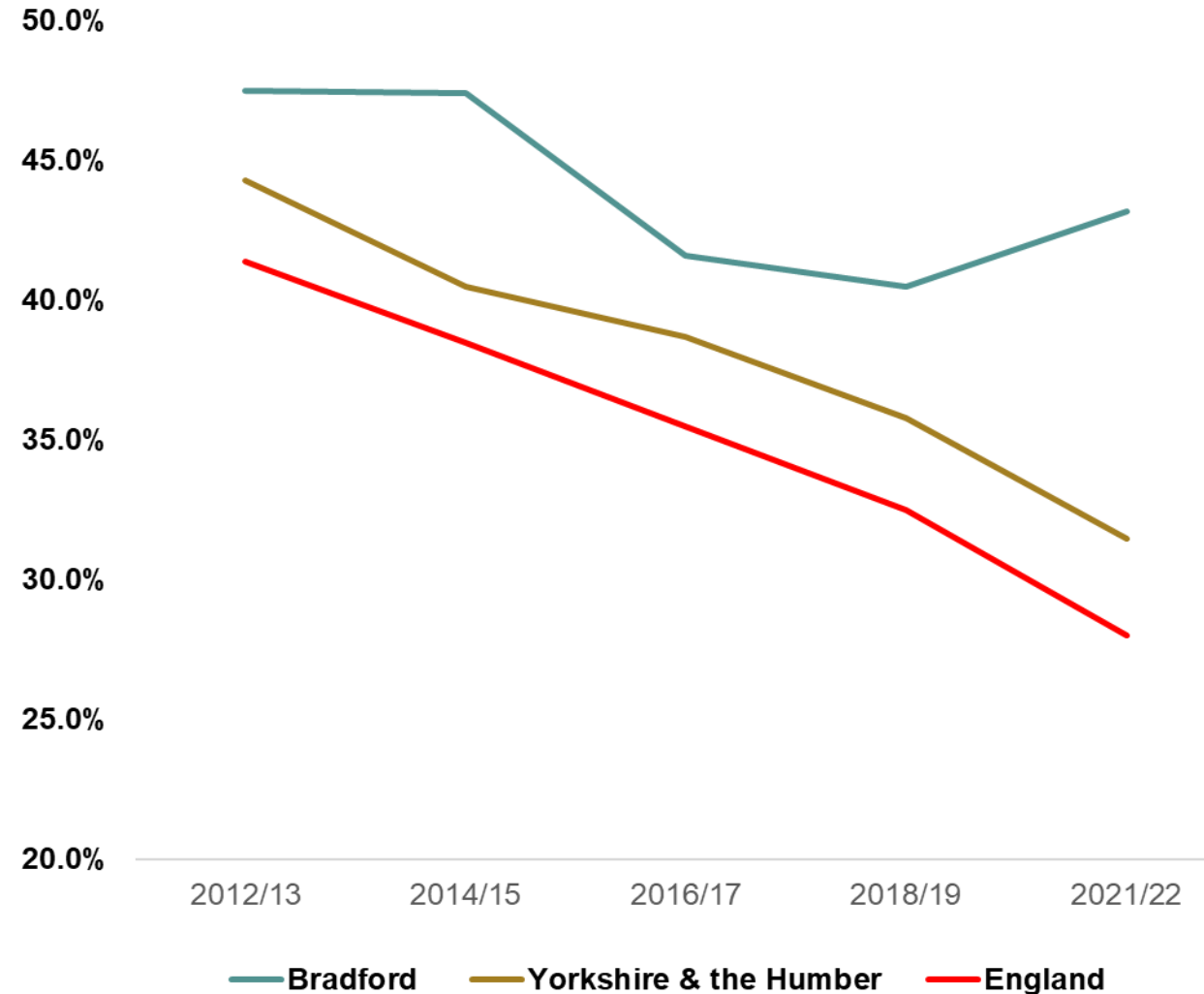
**Regional  
Average**

**31.5%**

**National  
Average**

**28.0%**

- **The percentage of carers (18+ yrs) who have as much social contact as they want with people they like in Bradford District increased in 2021/22 to 43.2%**
- **Bradford's rate is significantly better than both regional and national average**
- **The gap between Bradford District and England widened over time from 6.1 to 15.2 percentage points**



Source: Fingertips

# CARERS SUPPORT

## PROPORTION OF CARERS WHO RECEIVE SELF-DIRECTED SUPPORT

**Bradford  
District**

**100%**

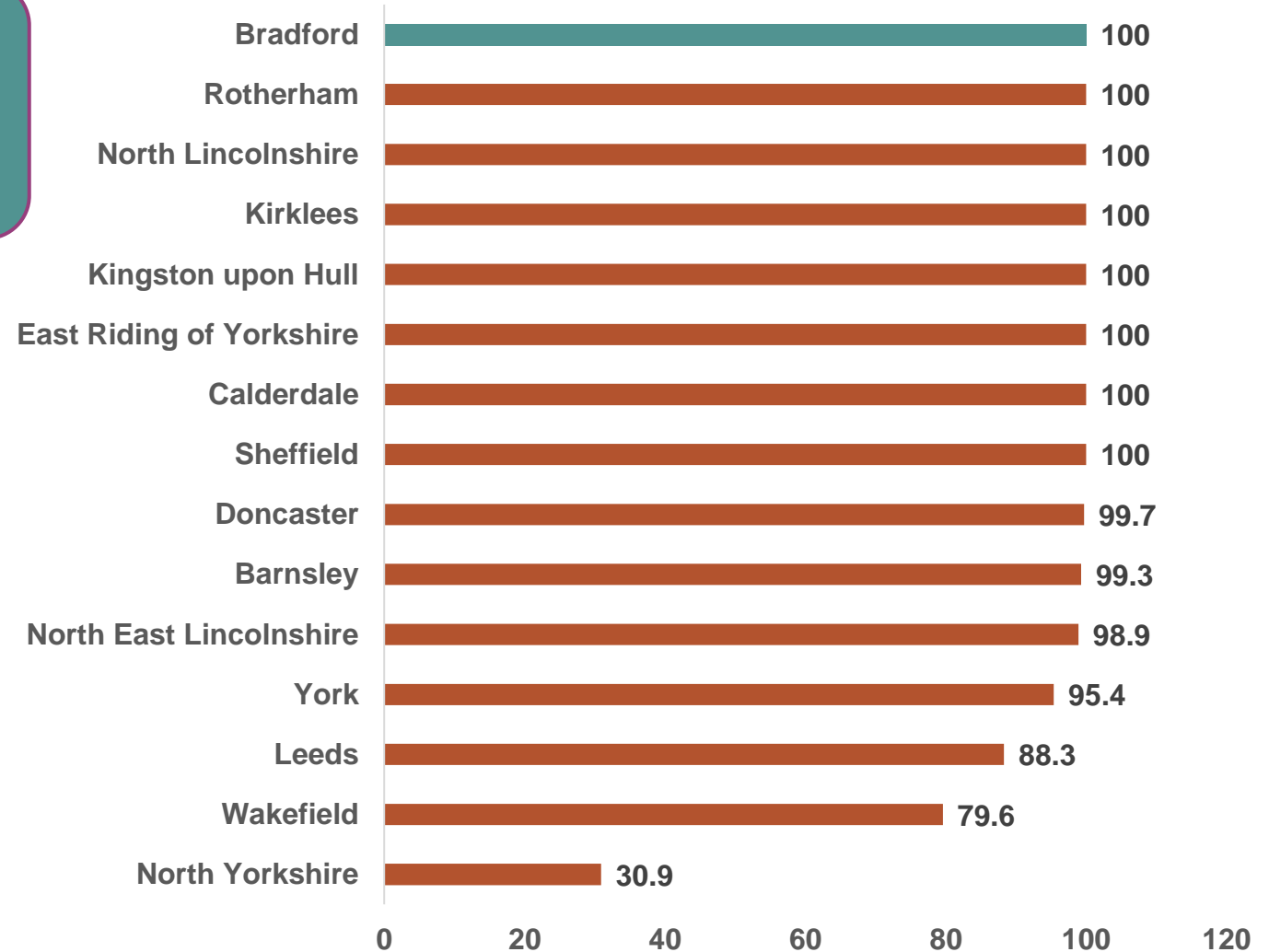
**Regional  
Average**

**77.7%**

**National  
Average**

**87.1%**

- **100% of carers in the district received self directed support in 2020/21**
- **Bradford's rate is significantly better than both regional and national average.**
- **The district ranked 1<sup>st</sup> nationally**



Source: NHS digital