

Public Health Fact Sheet

Child Obesity 2024 (November)



Produced by Public Health Intelligence Team
For further details contact jonathan.Stansbie@bradford.gov.uk

The Joint Strategic Needs Assessment (JSNA) provides information on the current and future health and wellbeing needs of people in Bradford District visit <https://jsna.bradford.gov.uk>

What does the data tell us?

- Reception aged children who are overweight (including obese) **has increased** to **22.4%** compared to **21.2%** in 2022-23.
- The prevalence of reception aged children who are overweight (including obese) in Bradford District is **above the England** average of **22.4%** and below the regional average of **23.8%**.
- Bradford District has the **74th highest** prevalence of reception aged children who are overweight or obese out of the 151 local authorities in England in 2023-24.
- The prevalence of year 6 children who are overweight or obese in Bradford District **decreased** to **39.0%** compared to **40.4%** in 2022-23.
- The prevalence of year 6 children who are overweight or obese in Bradford District remains **above** both national (35.8%) and regional (37.5%) averages.
- Bradford District has the **38th highest** year 6 children who are overweight or obese children out of the 151 local authorities in England in 2022-23.

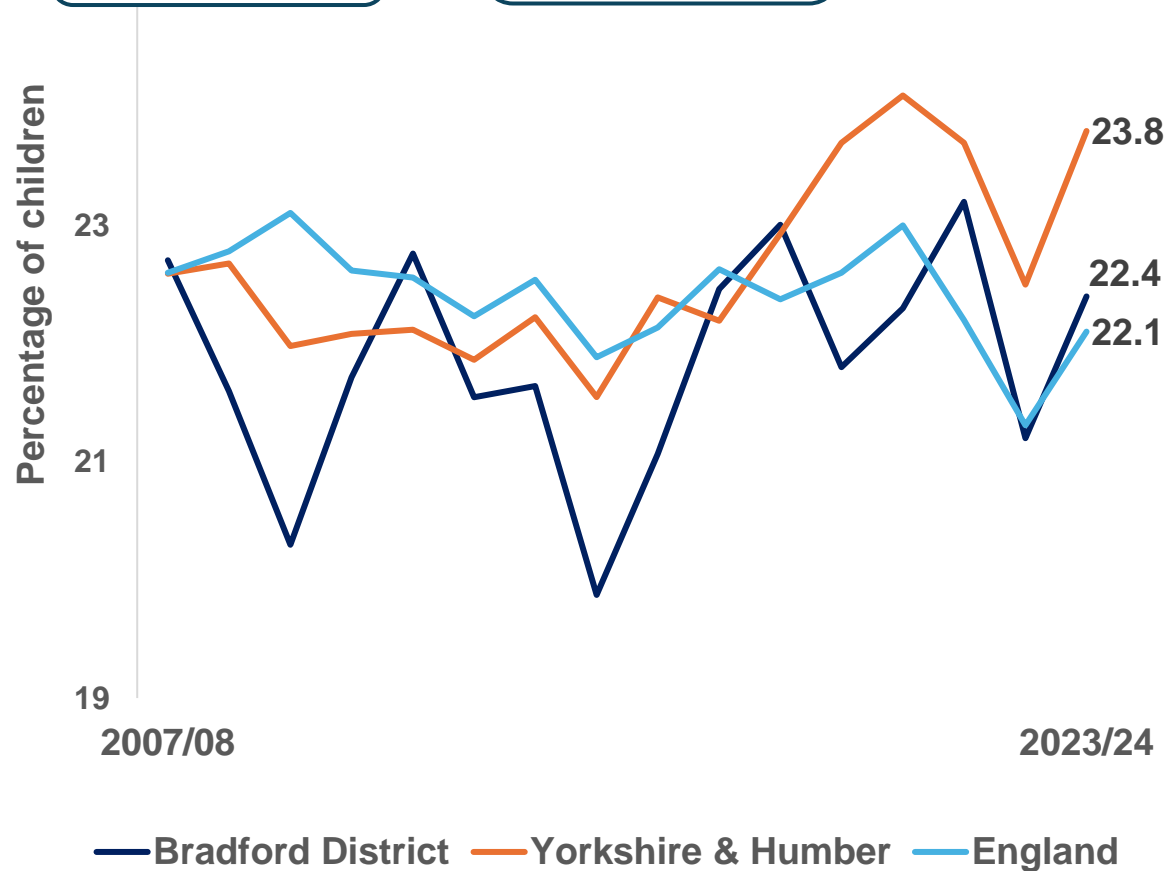
Prevalence of overweight children in Reception

Latest values (2023/24)

Bradford District
22.1%

Regional average
23.8%

England average
22.4%



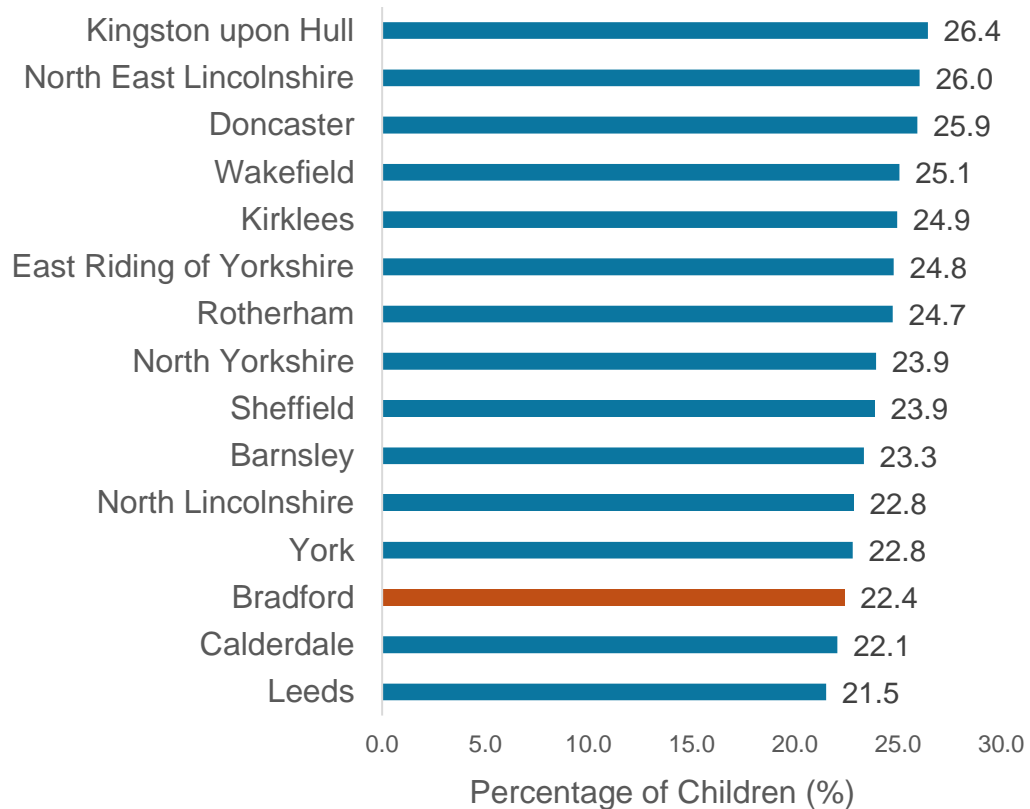
- In 2023-24, the prevalence of reception aged children who are overweight including obesity in the Bradford district **increased** to **22.4%**.
- The prevalence of reception aged children who are overweight including obesity in the Bradford district is **above** the England average of **22.1%** and **below** the regional average of **23.8%**
- When compared to 151 local authorities in England, Bradford District has the **74th highest** prevalence of reception aged children who are overweight or obese in England.

Year	National Rank (where 1 = highest proportion)
2022/23	84
2023/24	74



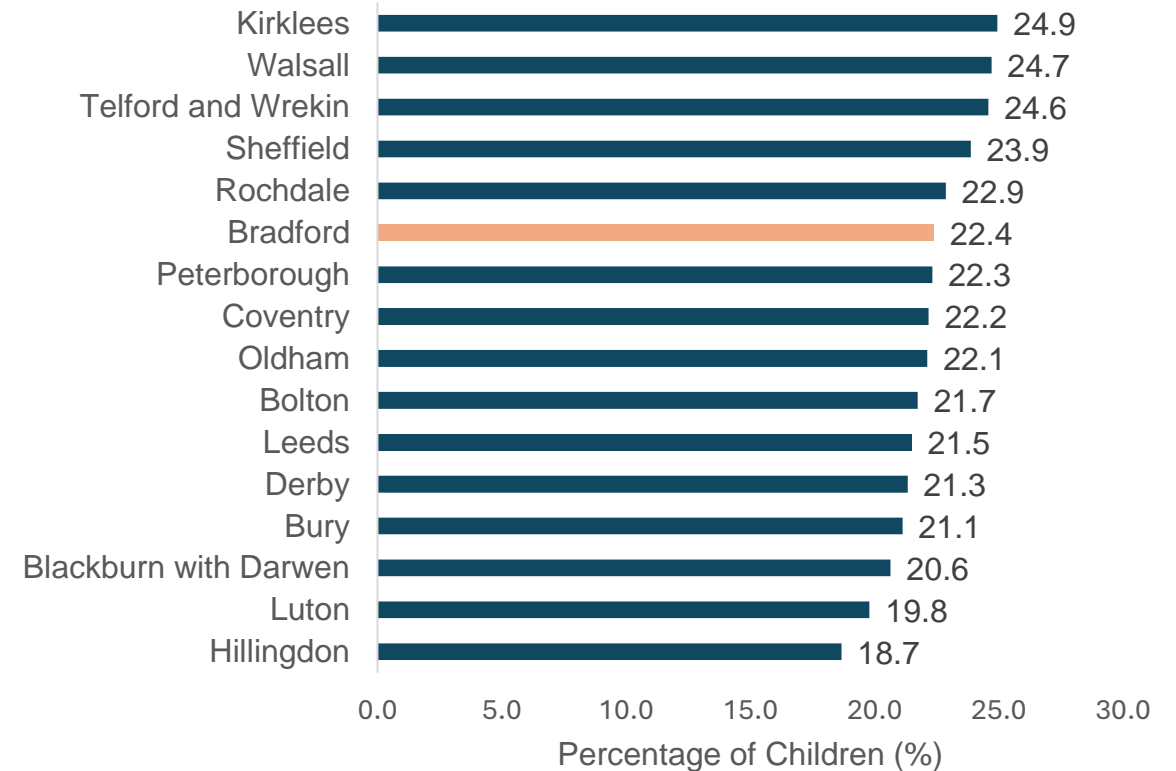
Prevalence of overweight children in Reception

Yorkshire & The Humber



- **Bradford District has the 3rd lowest percentage of reception aged children that are overweight or obese in the region**

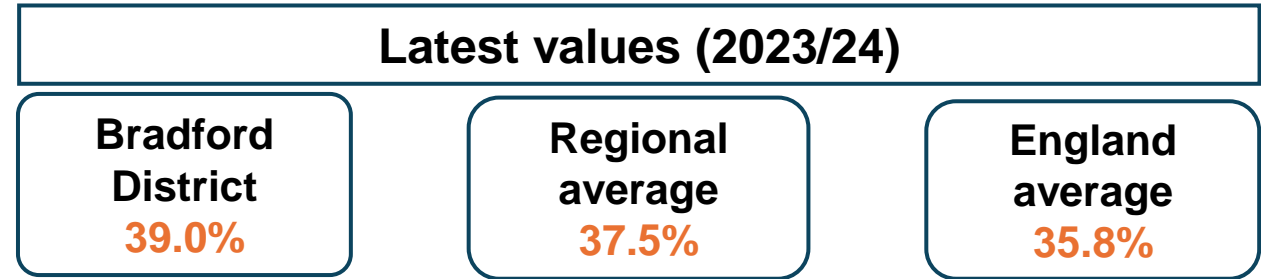
Similar Local Authorities



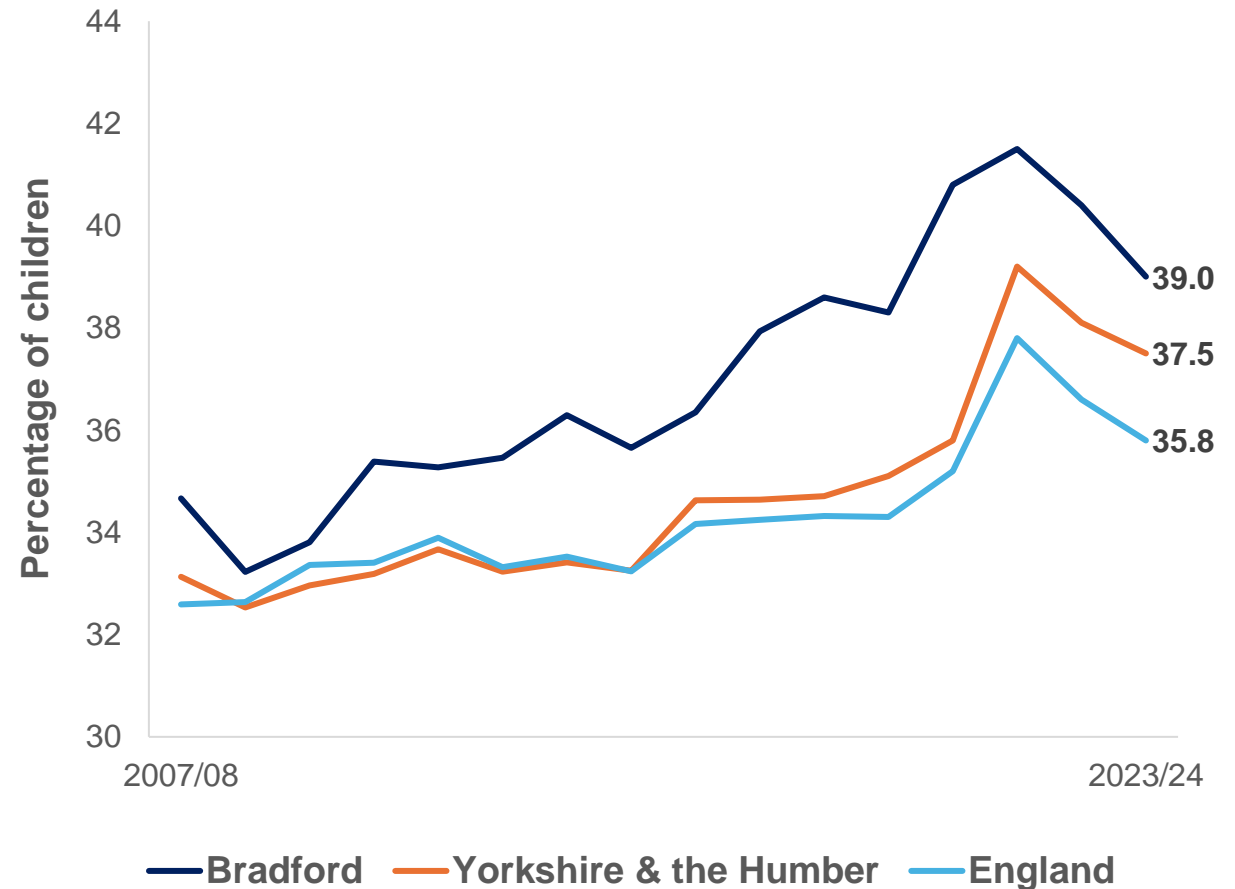
- **When ranked against its similar local authorities, Bradford District has the 6th highest percentage of reception aged children that are overweight or obese**

Prevalence of overweight children in Year 6

- In 2023-24 the prevalence of Year 6 aged children who are overweight including obesity in Bradford District **decreased** to **39.0%**.
- The prevalence of Year 6 aged children who are overweight including obesity in the Bradford district is **above both** the national average of **35.8%** and regional average of **37.5%**.
- When compared to 151 local authorities in England, Bradford District has the **39th highest** prevalence of reception aged children who are overweight or obese in England.

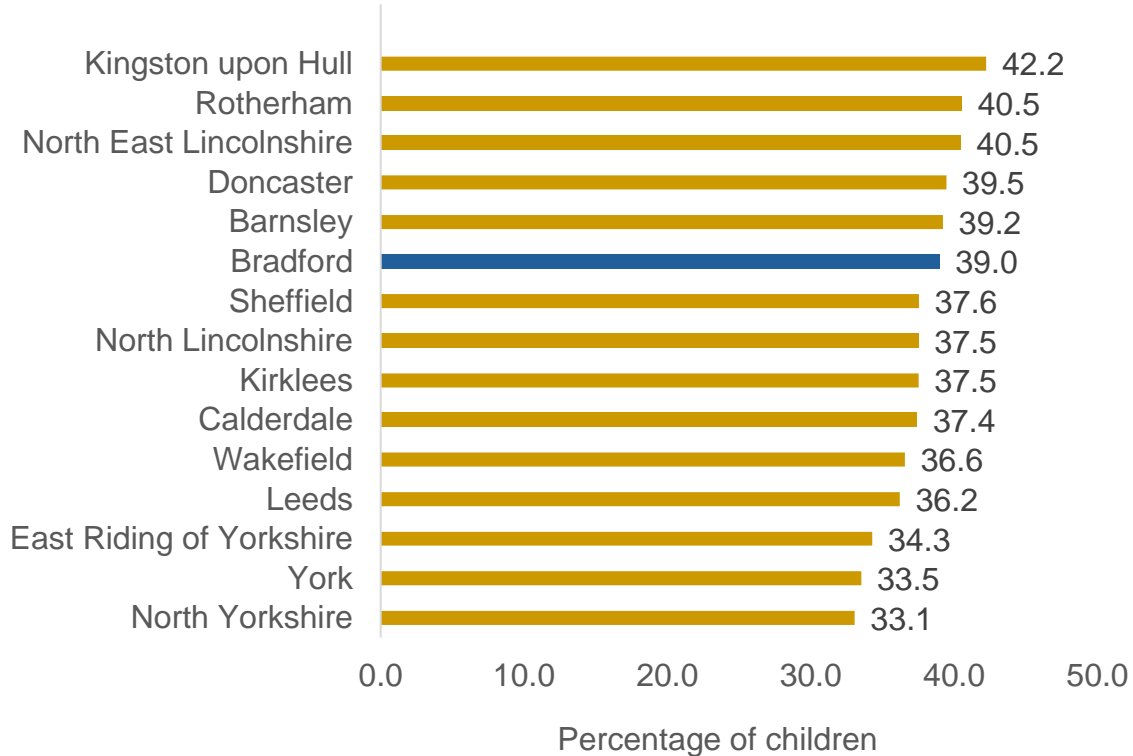


Year	National Rank (where 1 = highest proportion)
2022/23	40
2023/24	39



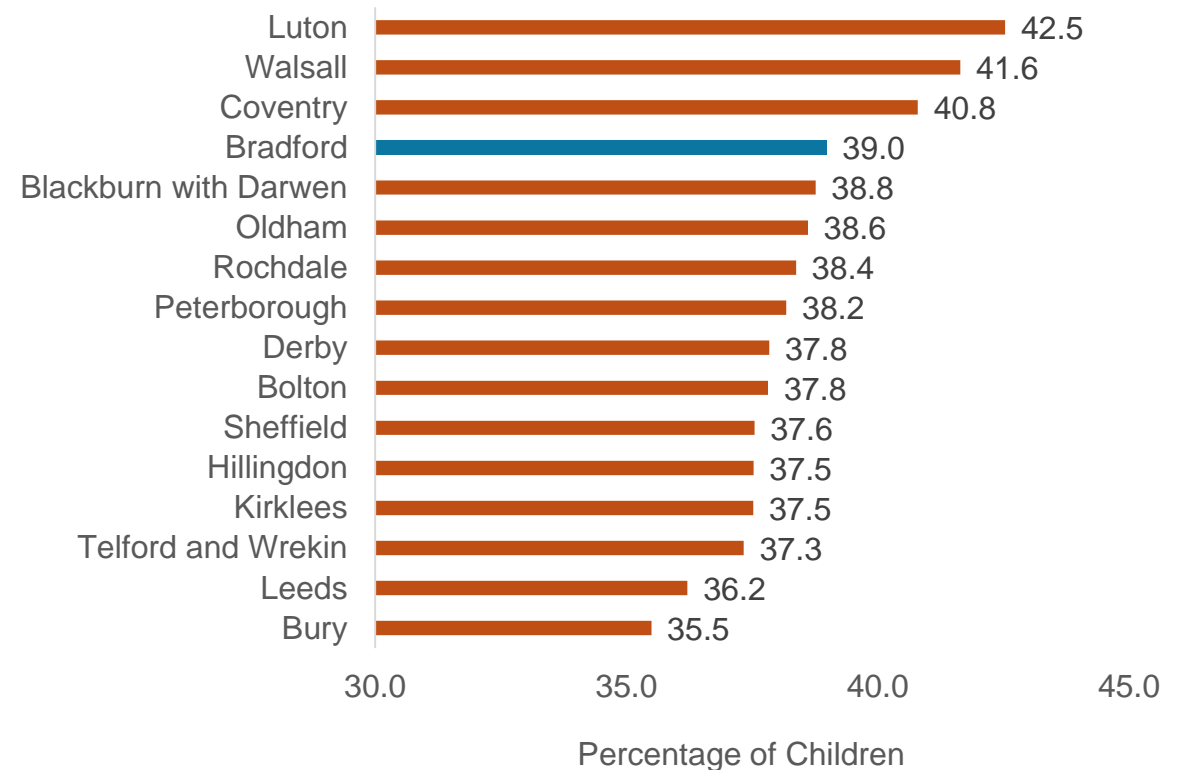
Prevalence of overweight children in Year 6

Yorkshire & The Humber



- Bradford District has the **6th highest** percentage of year 6 aged children that are overweight or obese in the region

Similar Local Authorities



- When ranked against its similar local authorities, Bradford District has the **4th highest** percentage of Year 6 aged children that are overweight or obese