


# Health Protection

## Bradford District

# Health Protection Summary

## Chlamydia detection rate (15-24)

Bradford's chlamydia detection rate is **below** both **national & regional** rates.



Bradford's detection rates are **higher** among females.

In 2022, **478** females and **310** males were detected to have chlamydia in Bradford District.

Bradford has the **26<sup>th</sup> lowest** detection rate (when compared to all 150 local authorities in England).

## New STI diagnoses (25+)

Excluding chlamydia

Bradford had **1,504** new STI cases in 2020

...this is **better** than the national average but **worse** than regional average

## Flu vaccination coverage

In Yorkshire and Humber, Bradford has the **lowest** flu vaccine coverage rates for both 2-3 year olds and primary school aged children.



Population type	Bradford's vaccine coverage	National rank
2-3 year olds	<b>27%</b>	4 <sup>th</sup> lowest
At risk individuals	<b>42%</b>	33 <sup>rd</sup> lowest
65+	<b>73%</b>	66 <sup>th</sup> lowest

## Childhood vaccination coverage

Rotavirus: **87.9%** - **below** national average

PCV: **92.5%** - **below** national average

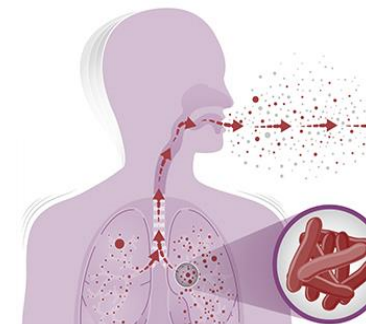
MenB: **91.4%** - **below** national average

MMR: **89.9%** - **below** national average



## TB incidence

Bradford has the **highest** TB incidence rate in Yorkshire and Humber.



**13.4%** of people in Bradford developed TB in 2019-21.

...rates have been **decreasing** since 2007-09 but remain **above** the **national & regional** average.

## Sustainable Development Management Plan (SDMP)

**50%** of Bradford's NHS organisations have a SDMP ...this is **below** **national & regional** averages

# Health Protection Infographic


**27.0%** of children, aged between 2-3 in Bradford District, have had their **Flu vaccination**



...this is the **lowest** rate in Yorkshire and Humber region

**14.4%** of people in Bradford District developed **TB** between 2017-19

...this rate is **decreasing** but still significantly **higher** than the national average



**46.3%** of people in Bradford District had a **late HIV diagnosis** between 2017-19

...this is **similar** to the national average



**4.7%** of deaths in Bradford District are caused by particulate **air pollution**



...this is **better** than the national average of 5.1%

In Bradford District:

**82.1%** of 12-13 year old **females** & **79.1%** of 12-13 year old **males** had their **HPV vaccination**

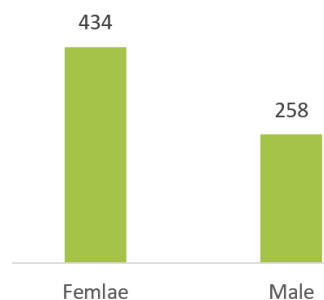


...these rates are **better** than the national average

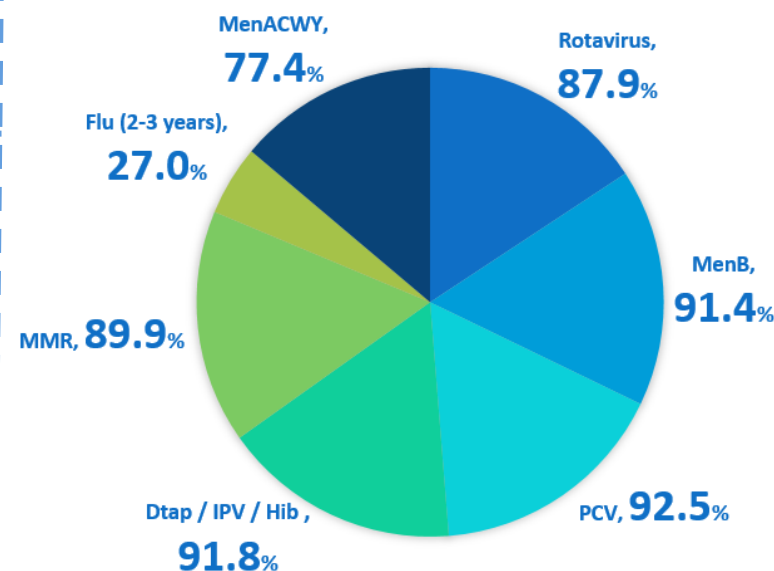
There was a total of **2,196 STI cases** in 2020 in Bradford District

...**962** of these cases were chlamydia

Chlamydia Detection



Many of the **childhood vaccination** coverage rates, in Bradford District, are **below** national average



**72.7%** of people ages 65+ had their **Flu vaccination** in Bradford District

...this is **better** than the national average



# Flu Vaccination Coverage

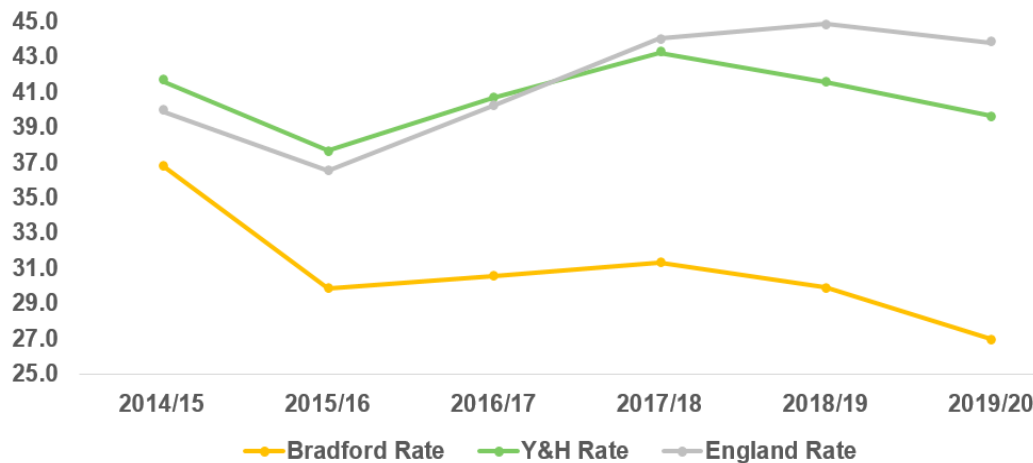
## 2-3 years olds

Bradford  
District:  
**27.0%**

Regional  
Average:  
**39.7%**

National  
Average:  
**43.8%**

- Bradford's rates are the **lowest** in Yorkshire and Humber region
- Bradford ranks the **4<sup>th</sup> lowest** for vaccine coverage (2-3 year olds) in England



Gap between Bradford District and England has been continuously **widening** overtime from **3.1%** (2014/15) to **16.8%** (2019/20)

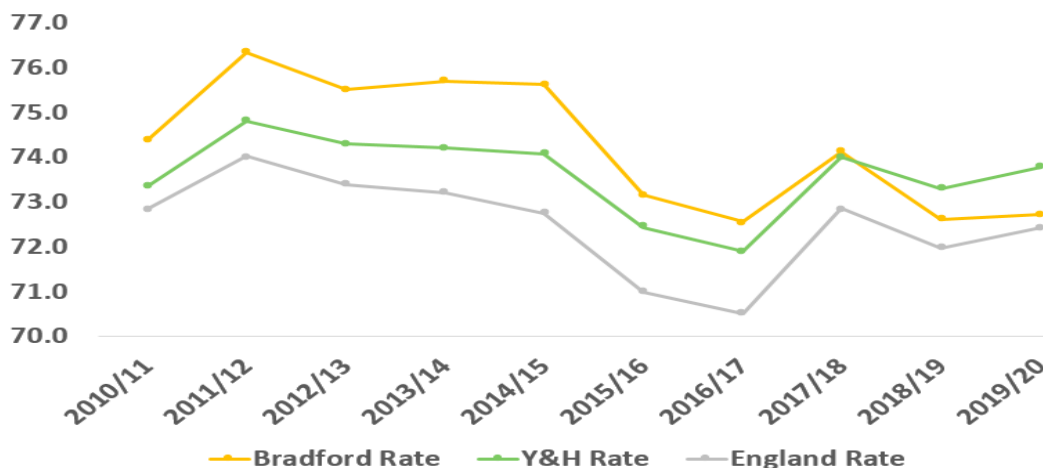
## 65+

Bradford  
District:  
**72.7%**

Regional  
Average:  
**73.8%**

National  
Average:  
**72.4%**

- Bradford's rates are the **better** than the national average

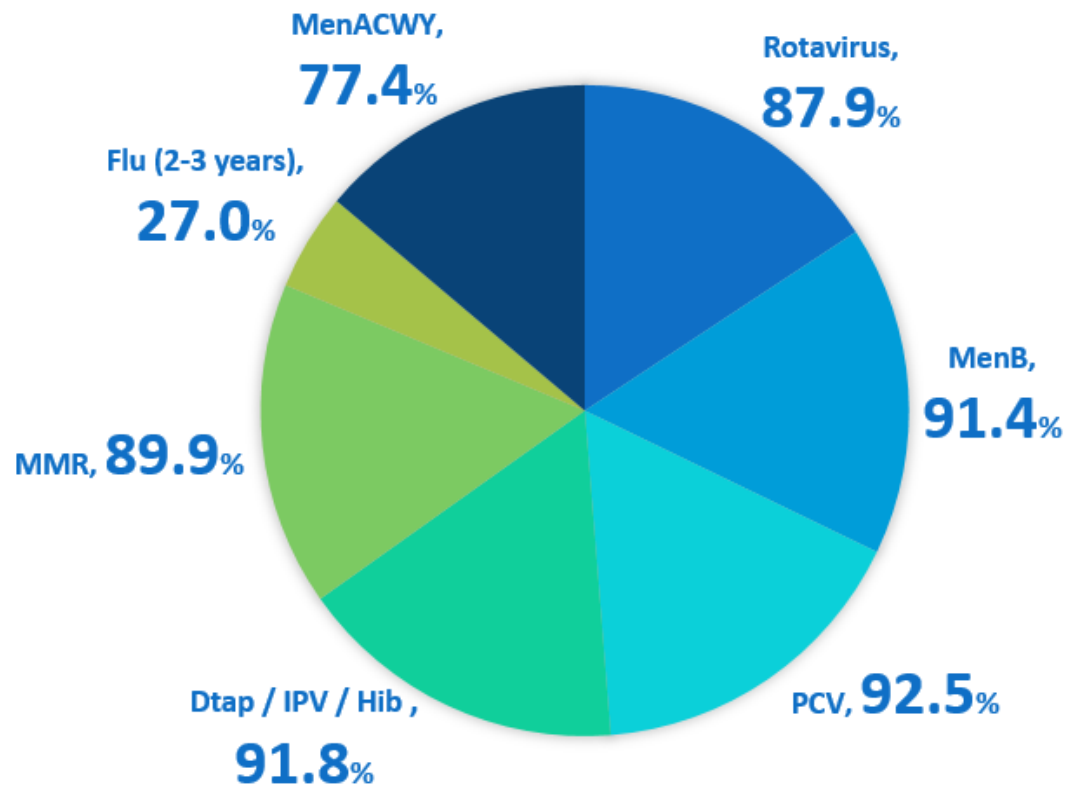


Although Bradford's rates are **above** the national average, they have been **decreasing** over the years

# Childhood Vaccination Coverage

Childhood vaccination coverage in Bradford District are **low** when compared to regional and national rates.

## Childhood vaccination coverage in Bradford District:



All vaccines mentioned in the chart are **below** the national averages

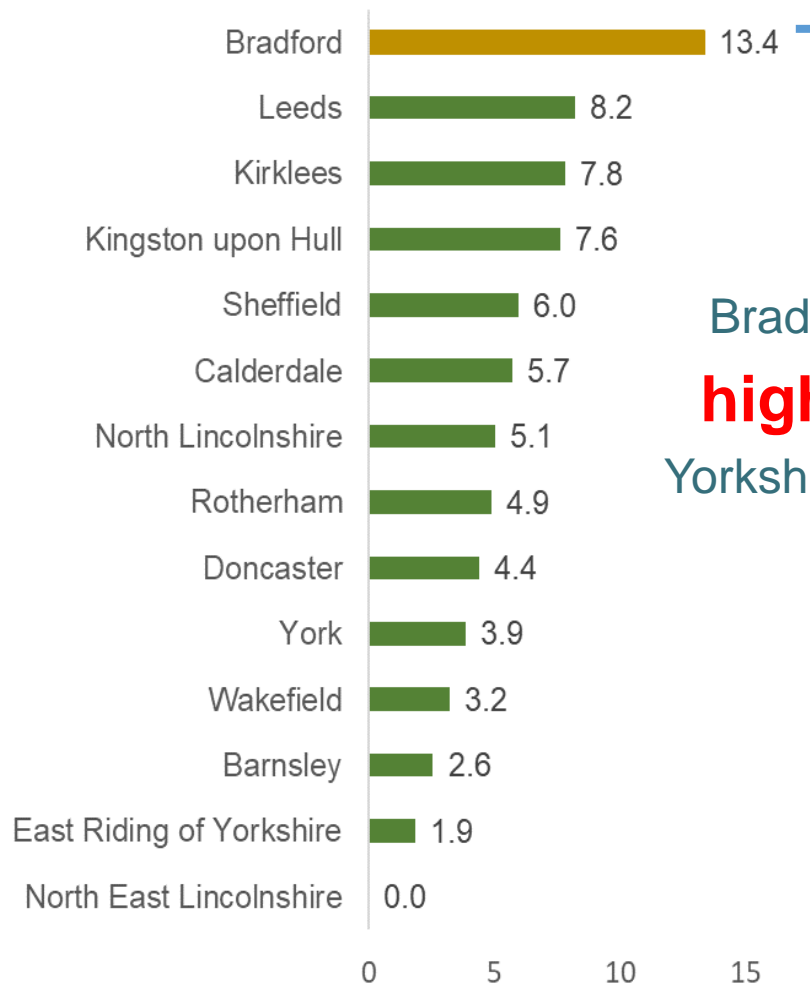
Bradford's **HPV vaccination** coverage rates (for both males and females) are **better** than the national average...

**82.1%** of 12-13 year old females  
&  
**79.1%** of 12-13 year old males



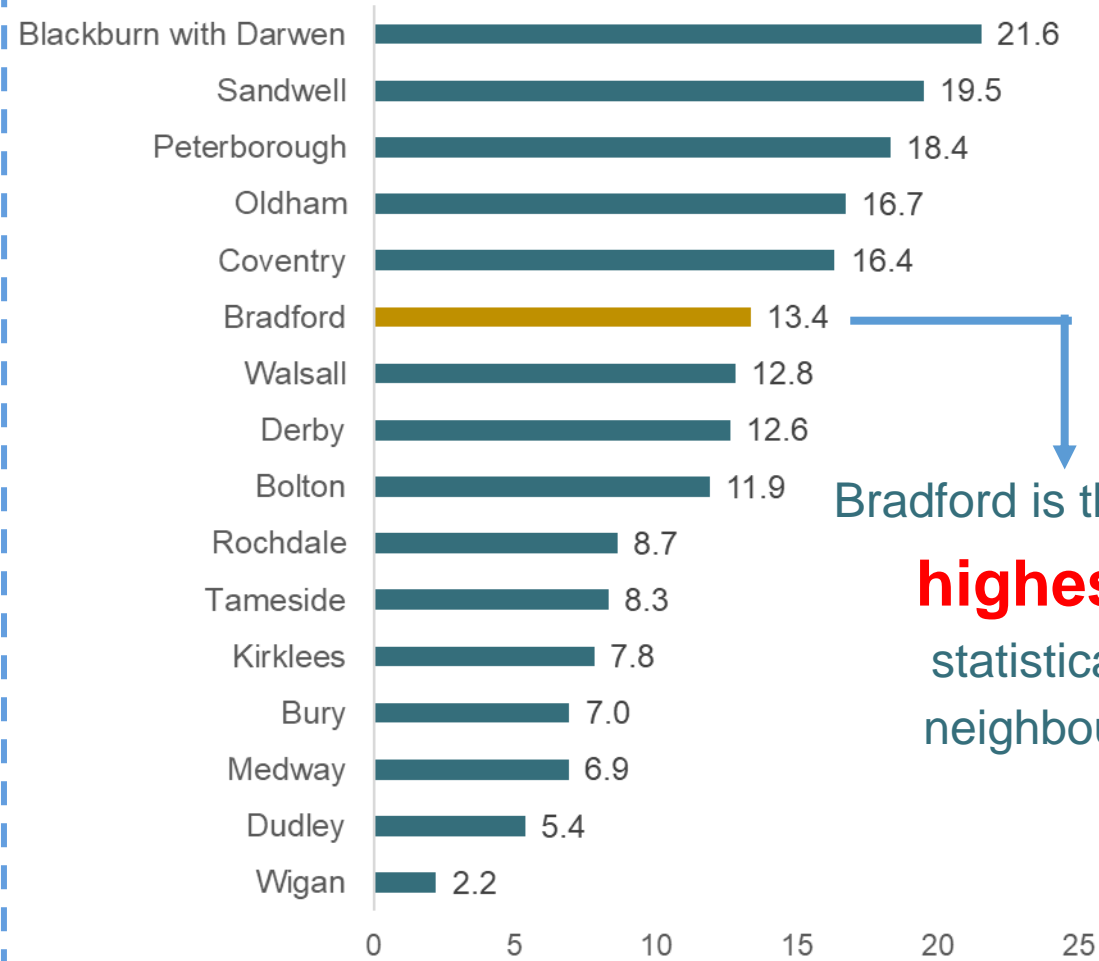
# TB

## Yorkshire and Humber:



Bradford has **the highest** rates in Yorkshire and Humber

## Statistical Neighbours:



Bradford is the **5<sup>th</sup> highest** statistical neighbour


Crude rate per 100,000 population

Crude rate per 100,000

# STI's (Chlamydia)


There was a total of **2,829 STI cases** in 2022 in Bradford District ... **1384** of these cases were chlamydia

Bradford's **chlamydia detection** (15-24) by **gender**:

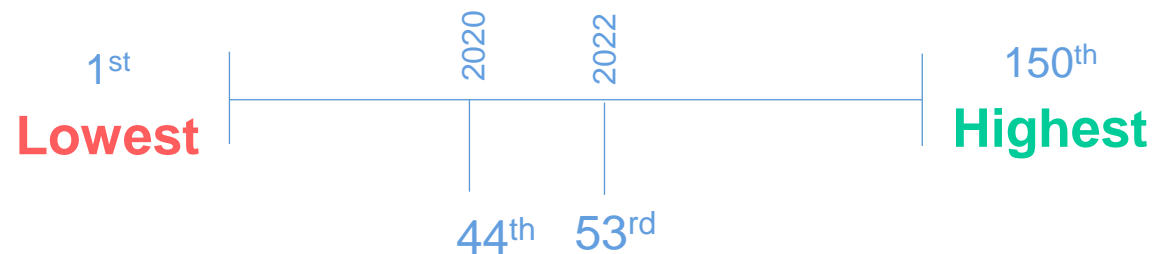


In 2020, Bradford's chlamydia detection rate was **1113** per 100,000 population

## Bradford Chlamydia Detection National Rank - Females:



## Bradford Chlamydia Detection National Rank - Males:

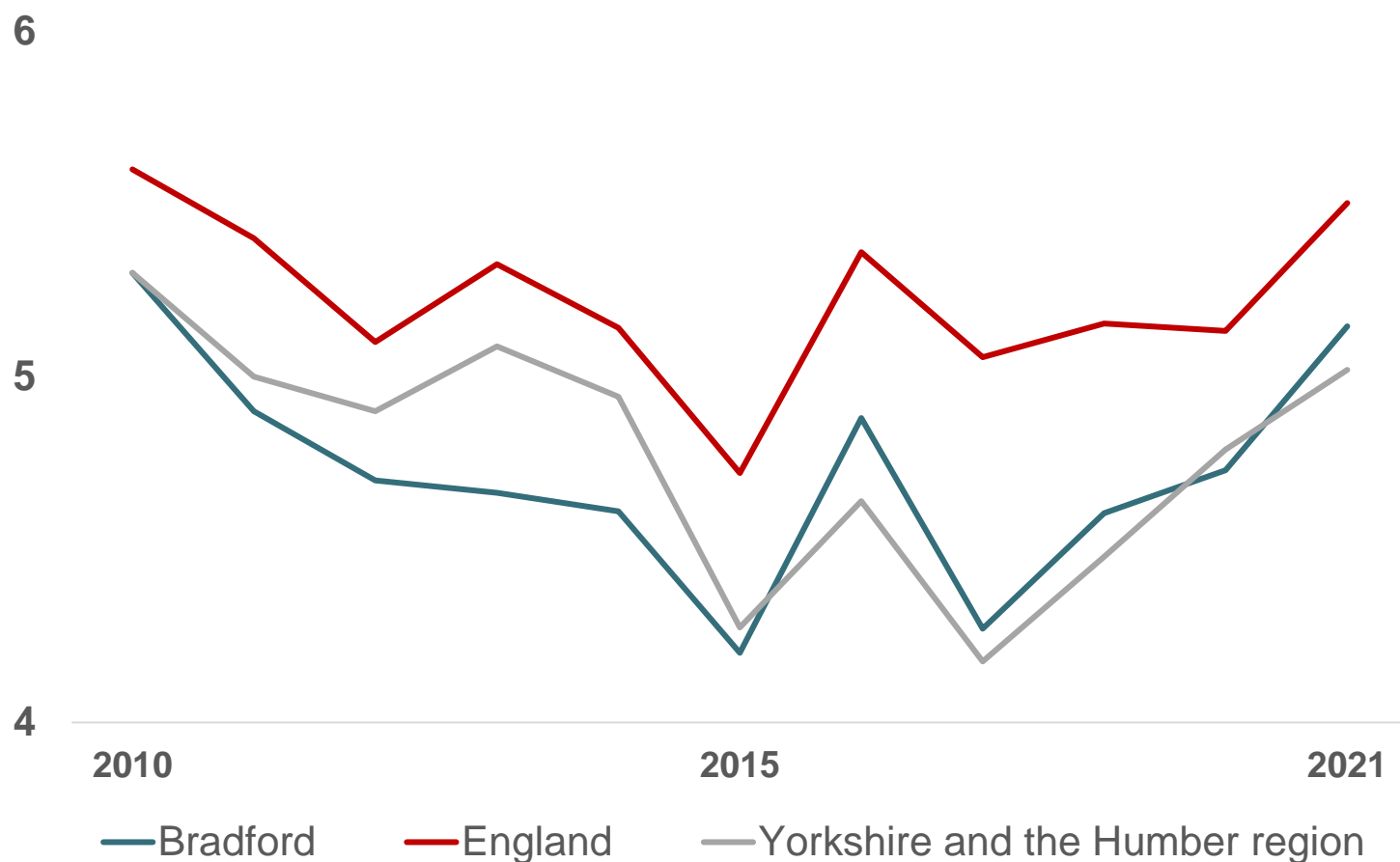


Although Bradford's national ranks have **improved**, they remain **above** national averages



# Air pollution

Mortality attributable to particulate air pollution:



**5.1%** of deaths in Bradford

District are caused by  
particulate **air pollution**

which is **better** to the  
national average of 5.5%

Despite rates being better than  
the national average, they  
have been **increasing**  
since 2017 in Bradford District



# Sustainable Development Management Plan

A Sustainable Development Management Plan (SDMP) outlines commitments to meet the diverse needs of a community – this includes both current and future needs.

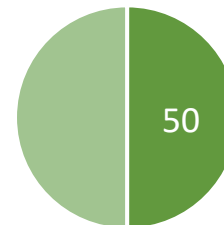
**Sustainable Development Management Plan for NHS England 2018-2020**



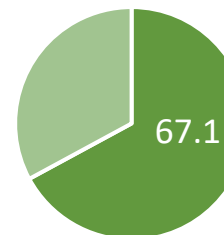
**NHS**  
England

The NHS England report highlights the scope of the plan and details the different themes

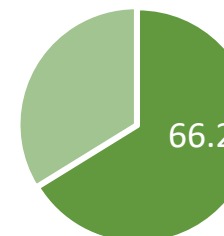
Bradford District:  
**50.0%**



Regional Average:  
**67.1%**



National Average:  
**66.2%**



**50%** of Bradford's NHS organisations have a SDMP ...this is **below national & regional averages**