

Information Management Team
(IMT)

Data source: *Education & Learning –
SEND Dashboard – 12th October 2022*

Bradford Cohort: Education and Healthcare Plan (EHCP) and SEN Support

Introduction

This report gives an overview of the Bradford SEND cohort, covering children and young people with an EHCP aged 0 to 25, and those receiving SEN Support, who are generally of school age. Data is taken from Bradford’s SEND Dashboard at the date of this report.

Summary

Overall, 18,606 children in the Bradford district were receiving an EHCP or SEN support (**Table 1; Figure 1**). Just over 70% of need was met through SEN Support. Moderate Learning Difficulties and Speech, Communication and Language Needs accounted for 43% of all needs recorded. Both primary needs were mainly met through SEN support (94.7% and 74.8% respectively).

An EHCP was most likely to be in place for children with Autistic Spectrum Disorders, Severe Learning Difficulties or Profound and Multiple Learning Difficulties (**Figure 1**) (all >60% of the overall cohort for the specific need). Two-thirds of children with an Autistic Spectrum Disorder were recorded as having an EHCP in place, equating to 1,466 pupils; the largest number of children receiving an EHCP plan for any category of need. There were 608 children recorded as having a Severe Learning Difficulty, of which 95.6% had an EHCP in place.

Primary Need		EHCP		SEN Support		Total	
		No.	%	No.	%	No.	%
SLCN	Speech, Language & Communication Needs	1141	25.2%	3378	74.8%	4519	23.8%
MLD	Moderate Learning Difficulty	192	5.3%	3425	94.7%	3617	19.0%
SEMH	Social, Emotional & Mental Health	1174	33.5%	2335	66.5%	3509	18.5%
ASD	Autistic Spectrum Disorder	1466	65.9%	759	34.1%	2225	11.7%
SPLD	Specific Learning Difficulty	37	3.1%	1163	96.9%	1200	6.3%
PD	Physical Disability	329	45.1%	401	54.9%	730	3.8%
SLD	Severe Learning Difficulty	608	95.6%	28	4.4%	636	3.3%
NONE	Not Recorded	14	2.0%	675	98.0%	689	3.6%
HI	Hearing Impairment	127	29.7%	300	70.3%	427	2.2%
OTH	Other Difficulty / Disability	1	0.3%	359	99.7%	360	1.9%
NSA	SEN Support but no need	0	0.0%	233	100.0%	233	1.2%
VI	Visual Impairment	106	44.7%	131	55.3%	237	1.2%
PMLD	Profound & Multiple Learning Difficulty	187	93.5%	13	6.5%	200	1.1%
MSI	Multi-sensory Impairment	8	34.8%	15	65.2%	23	0.1%
		5390	29.0%	13215	71.0%	18605	

Table 1: Number and proportion of children by Primary Need and SEN Type

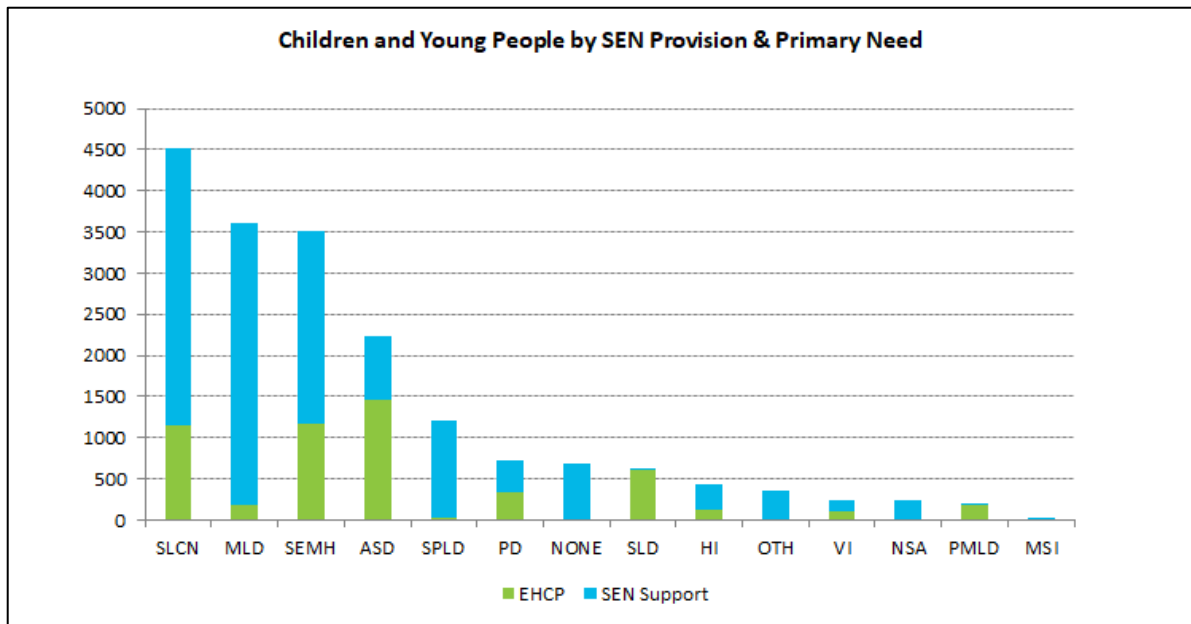
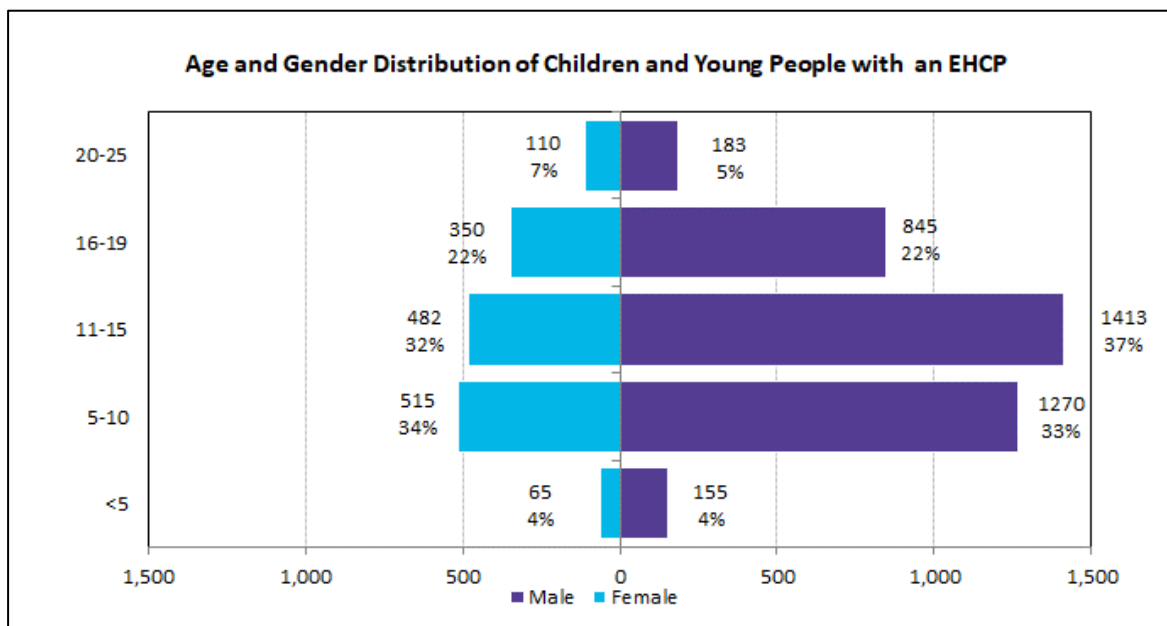


Figure 1: Number of children and young people by type of need and SEND provision

There were a larger numbers of males than females across all age groups, for both EHCP and SEN Support (**Figures 2a and 2b**). Of all children with an EHCP in place 71.8% were male, and of those who were recorded as receiving SEN Support 63.2% were male.



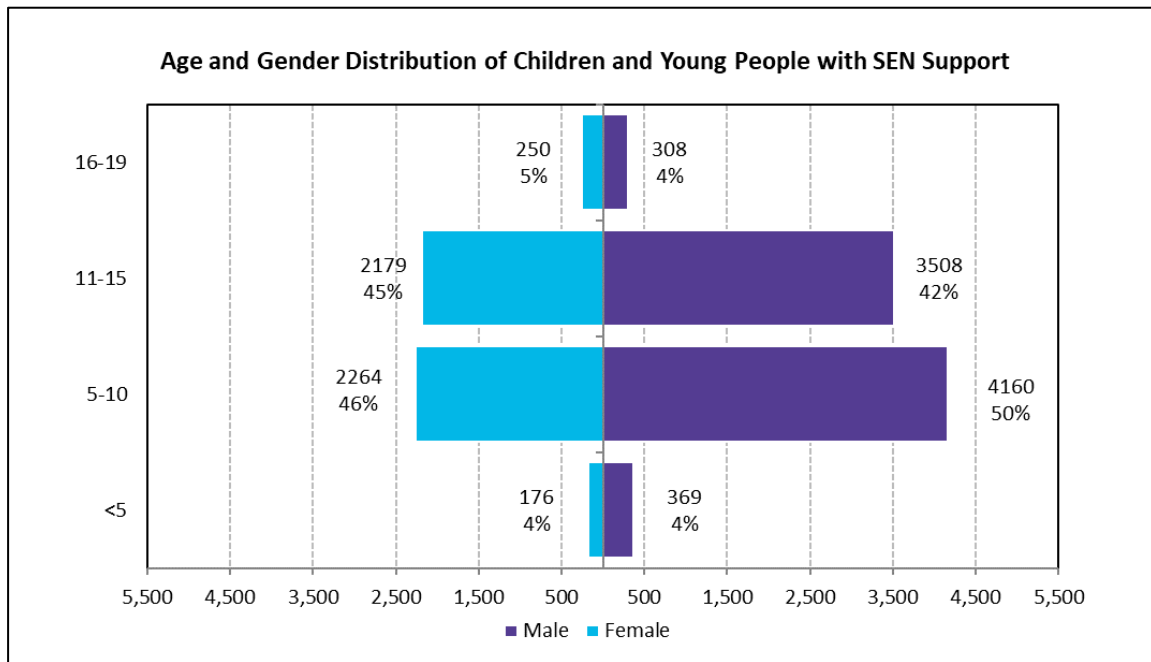


Figure 2a and 2b: Age and gender distribution of children receiving a) EHCP and b) SEN support

When considering the overall SEND cohort (EHCP and SEN Support combined), Asian was the most common broad ethnic group recorded for children under 5 years of age, accounting for 47.7% of all children in that age group (**Figure 3a and b**). For all other age groups White British was the most commonly recorded ethnicity (**Table 2**).

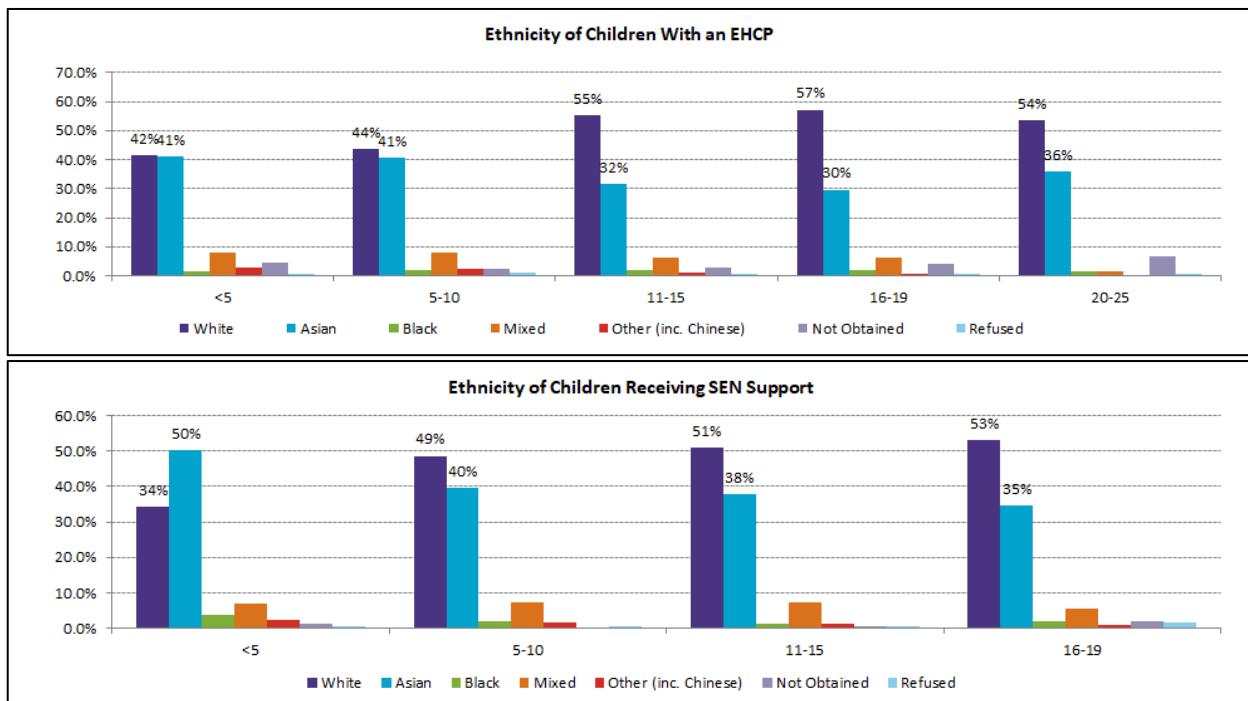


Figure 3a and b: Ethnicity of children receiving a) EHCP and b) SEN Support

Ethnicity Group	<5		5-10		11-15		16-19		20-25		Total	
	EHCP	SEN Support	EHCP	SEN Support	EHCP	SEN Support	EHCP	SEN Support	EHCP	SEN Support	EHCP	SEN Support
White	41.6%	34.1%	43.6%	48.6%	55.4%	50.9%	57.2%	53.0%	53.6%	N/A	51.2%	49.2%
Asian	41.2%	50.3%	40.7%	39.5%	31.6%	37.8%	29.7%	34.6%	35.8%	N/A	34.8%	39.0%
Black	1.4%	3.7%	2.0%	1.9%	2.0%	1.5%	1.8%	2.0%	1.7%	N/A	1.9%	1.8%
Mixed	8.1%	7.2%	8.1%	7.4%	6.4%	7.2%	6.2%	5.7%	1.7%	N/A	6.7%	7.3%
Other (inc Chinese)	2.7%	2.6%	2.4%	1.8%	1.2%	1.3%	0.8%	1.1%	0.0%	N/A	1.5%	1.6%
Not Obtained / Ref	4.5%	1.5%	2.2%	0.3%	2.9%	0.7%	4.2%	2.0%	6.5%	N/A	3.2%	0.6%

Table 2: Ethnicity of EHCP and SEN Support cohorts by Age Group