



Reducing
Inequalities
Alliance

Bradford District and Craven
Health and Care Partnership



Central 5 Community Partnership

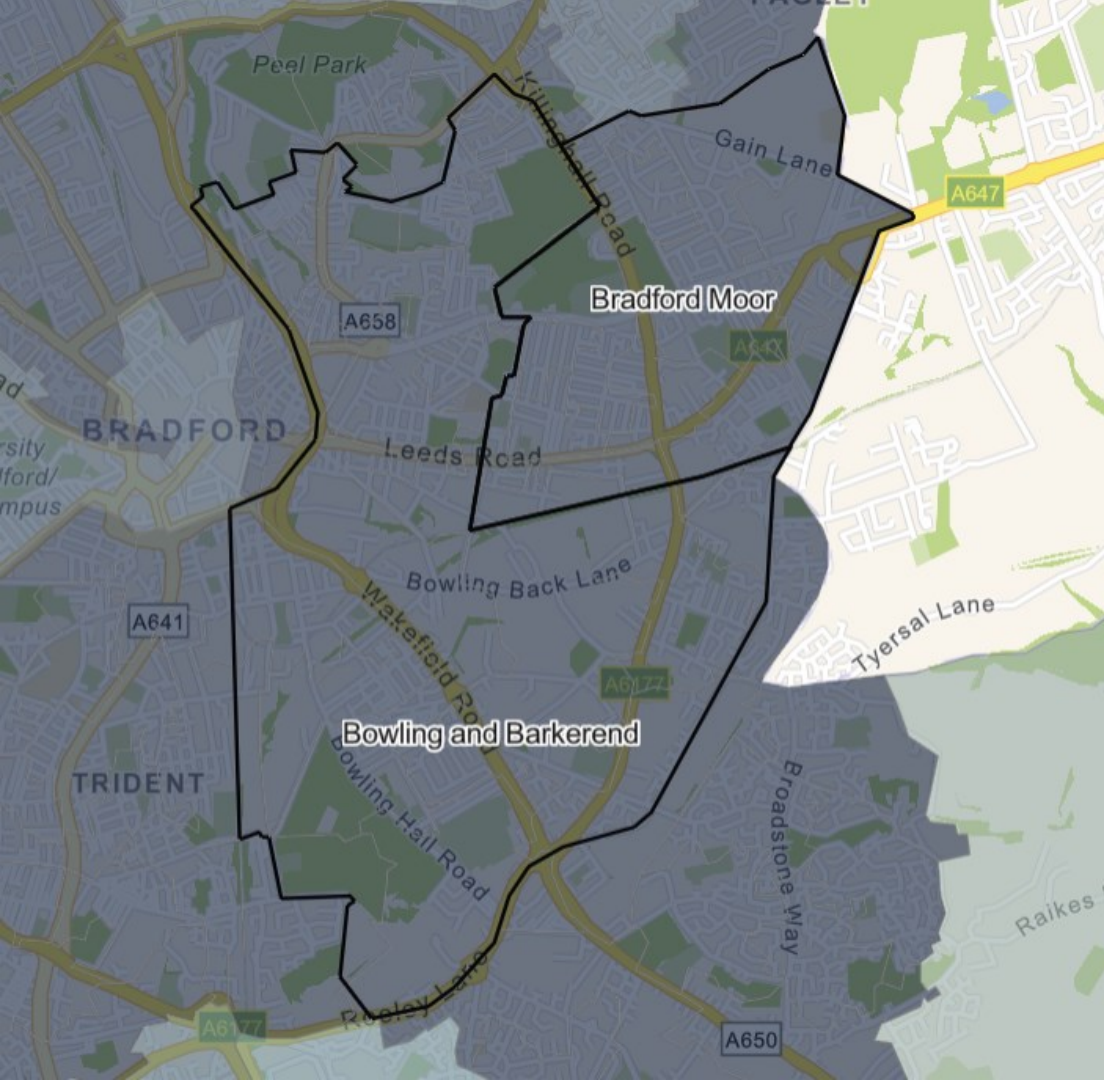
Core20Plus5 Data Set
V2 March 2024



Introduction

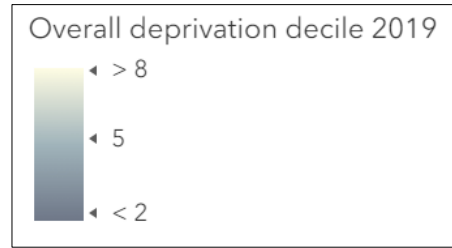
- The information in these slides is intended to identify local health needs and to support decision-making in communities as part of the [Core20PLUS5](#) approach. The slides focus on deprivation, smoking and the five clinical areas included in Core20PLUS5 (Maternity, Severe Mental Illness, Chronic Respiratory Disease, early Cancer diagnosis, Hypertension case-finding).
- For information on Inclusion Health please see Inclusion Health in Bradford and Craven 2024 (in development, link to be added).
- The information in the slides is not related to performance and the slides do not provide a performance assessment of organisations.
- Other sources of information about health in local areas include the Joint Strategic Needs Assessments for [Bradford](#) and [Craven](#) produced by the Local Authority Public Health teams, and the [Office for Health Improvement and Disparities \(OHID\)](#).
- Please contact anna.smith2@bradford.nhs.uk with any queries or requests.





Central 5 main areas

- Bowling & Barkerend
- Bradford Moor



Decile 1 is most deprived

Darker shading shows areas of higher deprivation



Central 5 Community Partnership Summary

- High levels of deprivation in both Bradford Moor and Bowling & Barkerend
- High proportion aged under 5, late antenatal bookings, infant mortality above Bradford average
- High Year 6 obesity
- High smoking and premature mortality from all causes
- High premature mortality from circulatory disease (very high in Bradford Moor)
- Low vaccinations for people with COPD (especially COVID)
- High all-age mortality from respiratory disease and emergency admissions with COPD
- High diabetes prevalence
- Low cancer screening
- High proportion with severe mental illness diagnosis

Bowling and Barkerend

- High incidence (new cases) of lung cancer
- High premature mortality from cancer



Overview: Central 5

Measure	Bowling & Barkerend	Bradford Moor	Bradford average	Bradford highest	Bradford lowest
Percentage aged under 5 (2020, England 5.7)	8.5	8.9	7.0	9.4	3.6
Percentage aged 65+ (2020, England 18.5)	8.7	6.9	15.1	29.0	5.7
Overall deprivation (2019, England 21.7)	52.8	51.6	34.7	59.8	5.9
Year 6 obesity (2020/21-22/23, England 22.5)	31.3	31.9	26.7	33.3	10.2
Standardised premature mortality (2016-20, England 100.00)	155.9	176.7	122.4	195.4	63.4

Key				
Continuous grading				
District lowest				District highest
Statistical difference				
	Worse than district average			
	Better than district average			
	Similar to district average			



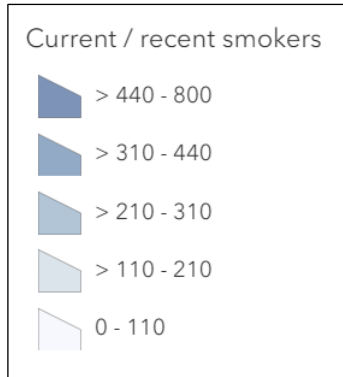
Smoking

Community Partnership	Smoking prevalence 22/23
Affinity	19.64%
Keighley and Worth Valley	16.88%
Bingley Bubble	10.87%
Bradford 4 Plus	23.09%
Central 5	21.24%
Craven Communities Together	10.88%
Five Lane	21.37%
Horton and City Health Collaboration	16.41%
Quadrant	18.28%
Together 4 Health	19.74%
Wharfedale	7.21%
WISHH	15.73%
WoW	21.82%
Bradford district and Craven	17.59%

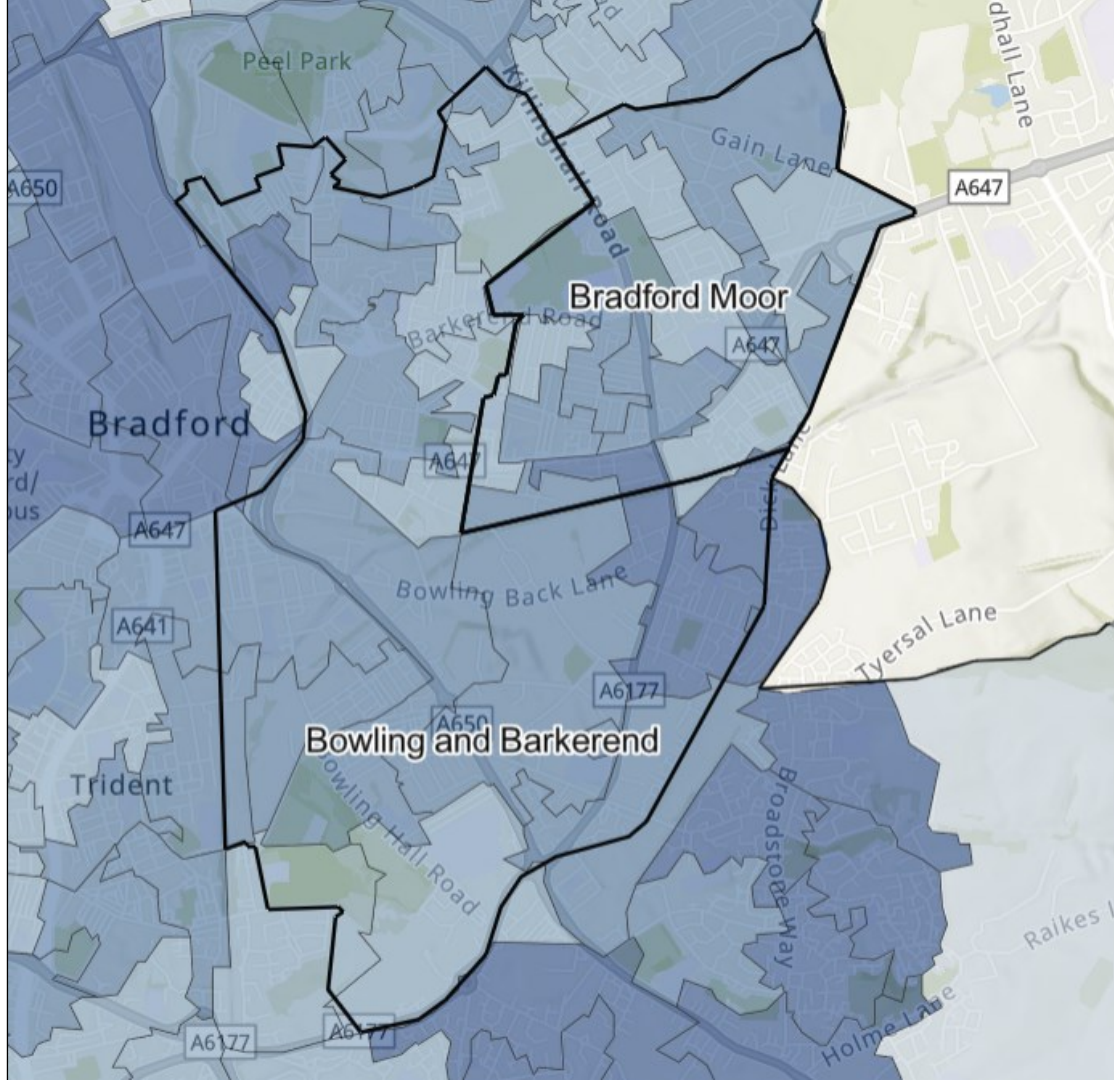
Key				
Continuous grading				
District lowest				District highest



Central 5: smoking



Ward	People smoking
Bowling and Barkerend	4,755
Bradford Moor	3,070



Maternity: Central 5

Measure	Bowling & Barkerend	Bradford Moor	Bradford average	Bradford highest	Bradford lowest
Low birth weight (2016-20, England 6.8)	8.4	8.0	8.1	10.7	3.3
% Antenatal bookings with gestation over 10 weeks	59.0	59.7	50.4	59.7	23.6
Infant mortality 2019-21 (deaths per 1,000 live births, England 3.9)	7.2	7.8	6.4	15.8	0.0

Key				
Continuous grading				
District lowest				District highest
Statistical difference				
	Worse than district average			
	Better than district average			
	Similar to district average			



Severe Mental Illness

Community Partnership	SMI prevalence Dec 23	Annual health checks Apr - Dec 23
Affinity	1.15%	57.06%
Keighley and Worth Valley	1.26%	49.18%
Bingley Bubble	0.91%	53.69%
Bradford 4 Plus	1.15%	65.63%
Central 5	1.36%	63.43%
Craven Communities Together	0.97%	52.99%
Five Lane	1.01%	66.40%
Horton and City Health Collaboration	0.99%	70.89%
Quadrant	1.24%	61.07%
Together 4 Health	1.15%	78.57%
Wharfedale & Silsden	0.81%	44.98%
WISHH	1.01%	57.68%
WoW	1.05%	48.21%
Bradford district and Craven	1.11%	58.83%

Severe mental illness: premature mortality	Standardised rate per 100,000
Bradford	109.8
North Yorkshire	87.2
Yorkshire and Humber	108.8
England	103.6

Key				
Continuous grading				
District lowest				District highest
District best				District worst
Statistical difference				
	Worse than regional and England averages			
	Similar to regional and England averages			
	Better than regional and England averages			

Chronic respiratory disease: Central 5

Community Partnership	COPD prevalence Dec 23	% on COPD register with flu vaccination in current year	% on COPD register with 2nd COVID vaccination ever
Affinity	2.60%	76.60%	92.26%
Keighley and Worth Valley	2.30%	72.89%	91.24%
Bingley Bubble	2.00%	85.89%	94.13%
Bradford 4 Plus	3.54%	80.45%	94.05%
Central 5	1.38%	73.49%	85.28%
Craven Communities Together	1.95%	86.41%	94.48%
Five Lane	2.69%	79.18%	90.81%
Horton and City Health Collaboration	0.90%	68.50%	85.24%
Quadrant	1.67%	77.70%	90.85%
Together 4 Health	1.38%	67.62%	86.66%
Wharfedale & Silsden	1.41%	90.99%	97.85%
WISHH	2.33%	77.96%	93.79%
WoW	2.28%	71.38%	91.10%
Bradford district and Craven	2.03%	76.65%	91.48%

Key				
Continuous grading				
District lowest				District highest
District best				District worst
Statistical difference				
	Worse than district average			
	Better than district average			
	Similar to district average			

Measure	Bowling & Barkerend	Bradford Moor	Bradford average	Bradford highest	Bradford lowest
Standardised all age mortality from respiratory disease (2016-20, England 100.0)	191.9	181.2	120.1	196.2	44.8
Standardised emergency hospital admissions for COPD (2016/17-20/21, England 100.0)	242.3	177.7	127.0	302.7	28.7



Early cancer diagnosis: Central 5

Community Partnership	Bowel cancer screening in last 30 months aged 60-74	Breast cancer screening in last 30 months aged 50-70	Cervical screening in target period aged 35-64
Affinity	71.28%	58.39%	76.47%
Keighley and Worth Valley	72.21%	59.05%	65.12%
Bingley Bubble	77.20%	66.45%	80.00%
Bradford 4 Plus	66.13%	52.55%	69.46%
Central 5	60.60%	40.02%	60.97%
Craven Communities Together	79.13%	67.35%	76.96%
Five Lane	68.99%	53.88%	69.85%
Horton and City Health Collaboration	51.46%	37.52%	56.47%
Quadrant	64.16%	48.49%	58.78%
Together 4 Health	53.91%	36.30%	57.71%
Wharfedale & Silsden	81.62%	72.89%	82.56%
WISHH	73.36%	60.88%	76.15%
WoW	66.32%	51.30%	59.38%
Bradford district and Craven	70.04%	56.00%	67.05%

Key				
Continuous grading				
District best				District worst
Statistical difference				
	Worse than district average			
	Better than district average			
	Similar to district average			

Measure	Bowling & Barkerend	Bradford Moor	Bradford average	Bradford highest	Bradford lowest
Standardised incidence (new cases) of all cancers (2015-19, England 100.0)	106.6	82.6	99.3	111.2	76.0
Standardised incidence (new cases) of lung cancer (2015-19, England 100.0)	175.1	132.5	111.1	197.3	52.5
Standardised premature mortality from cancer (2016-20, England 100.0)	138.8	111.0	109.1	149.5	76.3



Community Partnership	Hypertension prevalence Dec 23	Diabetes prevalence Dec 23
Affinity	18.26%	7.09%
Keighley and Worth Valley	14.96%	7.03%
Bingley Bubble	19.07%	5.90%
Bradford 4 Plus	15.04%	7.26%
Central 5	9.56%	8.50%
Craven Communities Together	19.89%	6.42%
Five Lane	14.57%	7.67%
Horton and City Health Collaboration	8.77%	8.08%
Quadrant	13.36%	8.48%
Together 4 Health	11.32%	9.62%
Wharfedale & Silsden	18.35%	4.91%
WISHH	17.16%	6.59%
WoW	13.48%	7.69%
Bradford district and Craven	14.45%	7.44%

High blood pressure (hypertension): Central 5

- Estimated hypertension prevalence in England is about 26% of all adults
- Risk factors include older age and social deprivation
- Public Health England estimated in 2017 that for every 10 people diagnosed with hypertension another 7 remain undiagnosed and untreated
- Diabetes and hypertension may occur together

Key				
Continuous grading				
District lowest				District highest
Statistical difference				
	Worse than district average			
	Better than district average			
	Similar to district average			

Measure	Bowling & Barkerend	Bradford Moor	Bradford average	Bradford highest	Bradford lowest
Standardised premature mortality from circulatory disease (2016-20, England 100.0)	192.1	261.7	142.6	261.7	56.2



Sources of information

Summary and Overview OHID Fingertips <https://fingertips.phe.org.uk/>

Smoking Quality and Outcomes Framework (QOF)

Maternity Birth weight: OHID Fingertips, Antenatal bookings: WY Maternity dashboard, Infant mortality: CBMDC Public Health

Severe Mental Illness Prevalence and health checks: locally obtained figures), Mortality: OHID Fingertips

Early cancer diagnosis Screening: locally obtained figures, Incidence and mortality: OHID Fingertips

Hypertension Prevalence: locally obtained figures, Mortality: OHID Fingertips, Hypertension risk factors and estimated prevalence: <https://cks.nice.org.uk/topics/hypertension/background-information/>

See also:

Joint Strategic Needs Assessments for [Bradford](#) and [Craven](#) produced by Local Authority Public Health teams

Inclusion Health in Bradford District and Craven: Rapid Health Needs Assessment 2024 (in development, link to be added)

Bradford ward profiles <https://ubd.bradford.gov.uk/district-and-ward-profiles/ward-profiles-2023/>

